

PLANNING AND DEVELOPMENT SERVICES STAFF REPORT

For Planning Commission Meeting of May 1, 2012

SUBJECT: FY2013 – 2018 Capital Improvements Plan

PROPOSED CITY PLANNING COMMISSION MOTION

Whereas, Section 1:185 of the Ann Arbor City Code requires that the City Planning Commission annually prepare a Capital Improvements Program for the ensuing six fiscal years;

Whereas, The FY2012-2017 Capital Improvements Plan (CIP) was approved by the Ann Arbor City Planning Commission on January 4, 2011 as a supporting document for the City's Master Plan; and

Whereas, The FY2012-2017 CIP was approved by the Ann Arbor City Council on February 7, 2011 as the basis for the FY2012 Capital Budget which, with the exception of the Airport Runway Safety Extension Project which was removed from the FY2012 Capital Budget;

Whereas, The second year of the FY2012-2017 CIP has been adjusted based on current conditions as the FY2012-2017 CIP as related to the adjusted FY2013 Capital Budget to be approved by the City Council; and

Whereas, A duly-noticed public hearing was held by the City Planning Commission on May 1, 2012;

Resolved, That the City Planning Commission hereby approves the FY2013-2018 Capital Improvements Plan as a supporting document for the City's Master Plan.

STAFF RECOMMENDATION

Staff recommends that the draft FY2013-2018 Capital Improvements Plan be **approved**.

STAFF REPORT

For the past eight years, the City has carried out a two-year budget process where, every other year, a two-year budget is prepared and presented to the City Council. City Council ultimately adopts the first of the two-year budget for the ensuing fiscal year. During the following "budget season" staff adjusts the second year of the two-year budget based on the conditions at that time and presents that adjusted second year of the two-year budget to Council for adoption. A major portion of the budget is the Capital Budget. The two-year Capital Budget is based on the information contained in the first two years of the City's Capital Improvements Plan (CIP).

The City's CIP process is performed in a manner similar to the two-year budget process. In the same way that the second year of the two-year budget is adjusted, similarly the second year of the CIP is reviewed and adjusted rather than repeating the full CIP process each and every year.

This year is an “adjustment year”, where the first two years of the FY2012-2017 CIP has been reviewed and updated by staff. This process involved effort by staff from numerous service units, including: the Community Service Area’s Planning & Development Services and Parks & Recreation Services Units; the Public Service Area’s Systems Planning, Project Management, Water Treatment, Wastewater Treatment, Field Operations, Fleet & Facilities, and Administration Units, as well as the Downtown Development Authority.

The resulting FY2013-2018 Capital Improvements Plan will provide City officials, staff and members of the public with a helpful tool for understanding City infrastructure needs and their budgetary implications.

A summary of the adjustments is included in the attached document. Projects highlighted in gray on the revenue summary list are either new projects or reconfigured projects, i.e. newly combined projects, projects with revised budgets or projects that moved from one category to the other.

Notice of the public hearing for the draft CIP was sent to representatives of registered neighborhood and commercial organizations, members of City committees that may have an interest in capital improvement projects and to other individuals and groups interested in planning issues. Copies of the plan were made available to the public on the City website and through the staff in the Community Services Area and Systems Planning Unit. It was requested that public comments regarding the draft plan be submitted to the City through the Systems Planning Unit via email, or through the Planning and Development Services Unit via e-mail, fax or postal mail. As of this date, no public comments have been submitted.

Prepared by Cresson Slotten
Reviewed by Wendy Rampson
CSS/mg/04-24-12

c: City Administrator

CITY OF ANN ARBOR
FY2013 – 2018 CAPITAL IMPROVEMENTS PLAN (CIP)
(Adjustments to FY2012 – 2017 CIP)

Background

The City of Ann Arbor Capital Improvements Plan (CIP) is used as a tool to implement the City Master Plan and assist in the City's financial planning. The CIP outlines a schedule of public expenditures for a six-year period. It does not address all of the capital expenditures for the City, but provides for large, physical improvements that are permanent in nature that are needed for the functioning of the community, including transportation, parks, utilities, and municipal facilities improvements.

The CIP provides a list of high value capital budget items or projects for inclusion in the proposed Capital Budget or the proposed Operations and Maintenance (O & M) Budget of the City's Annual Budget Document. The City utilizes a 2-year budget cycle process where every two years a detailed two-year budget for both operating and capital expenditures is prepared. By city charter, the City Council can approve a one-year budget. So for the second year of each 2-year budget cycle, the Council reviews and approves adjustments to the second budget year.

As the CIP is coordinated with, and forms the basis for the capital projects portion of the budget, the CIP is handled in a similar manner. Every two years a six-year plan is completed based on the needs of the city and the community, and the available resources to perform the projects necessary to address those needs. This was performed for the FY2012-2017 CIP, which was approved by the Ann Arbor City Planning Commission on January 4, 2011 and adopted by the Ann Arbor City Council as the basis for the capital budget on February 7, 2011, with the exception of the Airport Runway Safety Extension Project which was excluded from the FY2012 Capital Budget. This year, the CIP consists of an update to those projects in the plan that will affect the 2013 fiscal year (FY2013).

Projects

In reviewing the current FY2012-2017 CIP for projects that will affect FY2013, staff was charged with examining the projects in the first year of the plan (FY2012) which we are currently in and those in the second year (FY2013) which will begin on July 1, 2012, and to determine which projects:

1. ***Have a revised estimated project cost than that in the current plan.*** If the total project costs affecting a particular funding source is adjusted, with either an increased or decrease, it could impact that funding source requiring adjustments within the plan for FY2013. This could require some project schedules to be adjusted to other years, or some projects even being moved to an "unfunded" status.
2. ***Have an adjusted schedule compared to that in the current plan.*** Project schedules can require adjustment for several reasons, such as: delays encountered during earlier stages of the project; opportunities for outside or improved project funding if projects are advanced or delayed; reduced resources; or, modified priority of the particular project, or of other projects affecting other projects competing for these same project resources.

3. ***Need to be added to, or deleted from the plan.*** The conditions and needs of the city's various capital infrastructure systems are dynamic and change over time, even within the relatively short time of a year. As a result, there are some new needs that were identified between the approval of the FY2012-2017 CIP and the adjustments proposed in this FY2013-2018 CIP which necessitate projects requiring funding in FY2013, or perhaps even in FY2012. Conversely, there may be needs previously identified which may longer be present, or some projects may have already been completed. Thus, some projects in either FY2012 or FY2013 may be deleted. Any new needs that can be deferred until at least FY2014 are not added to the CIP at this time, nor are any projects beyond FY2013 deleted. These items will be reviewed and considered during the next full CIP planning process in the fall of 2012.

There are 345 projects/needs contained in the FY2012-2017 CIP, with 131 of those needing funding in FY2012 and/or FY2013. In addition, there are 20 new projects being added and 17 projects being deleted from the plan for a net total of 134 projects needing funding in FY2010 and/or FY2011.

Adjustments

The total adjusted funding need for FY2013 is \$108,038,780, with \$92,110,480 or 85.3% of the total, representing funded projects. This total funding need amount is approximately \$16,637,000 over that included in the FY2012-2017 CIP for FY2013, an increase of 18.2%. Some of the key contributors to this increase in FY2013 funding need compared to the approved FY2012-2017 CIP include:

1. Adjusting project schedules in City Owned Buildings and Airport from FY12 to FY 13 (approximately \$2.3 million shifted from FY12 to FY13)
2. Washtenaw Avenue/US-23 Underpass Shared Use Path delayed by MDOT to FY13 (\$2.8 million)
3. Some New Streets projects related to private development were shifted from FY12 to FY 13 (\$1.5 million)
4. Adjusted schedule for the Ann Arbor-Saline Road (Eisenhower to City Limits) Resurfacing/Reconstruction (\$1.05 million) and a new project for the South State Street/Ellsworth Intersection Roundabout (\$1 million)
5. Adjusted funding schedule for the Facilities Renovation at the Wastewater Treatment Plant (approximately \$4 million)

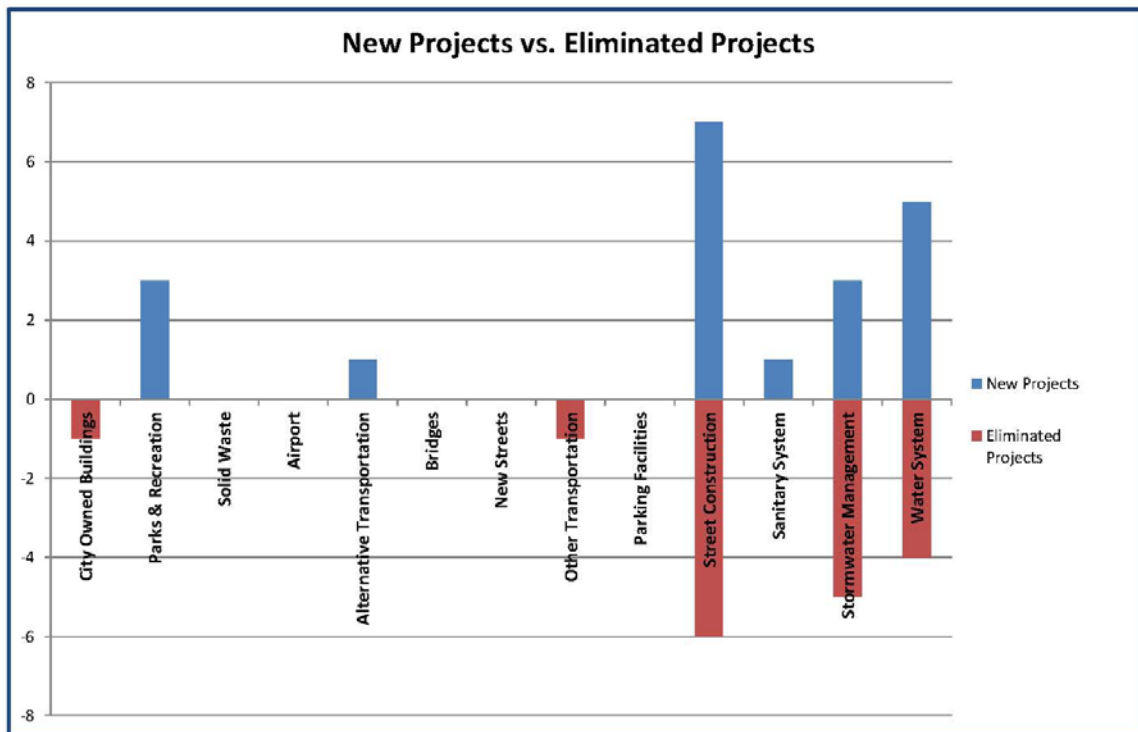
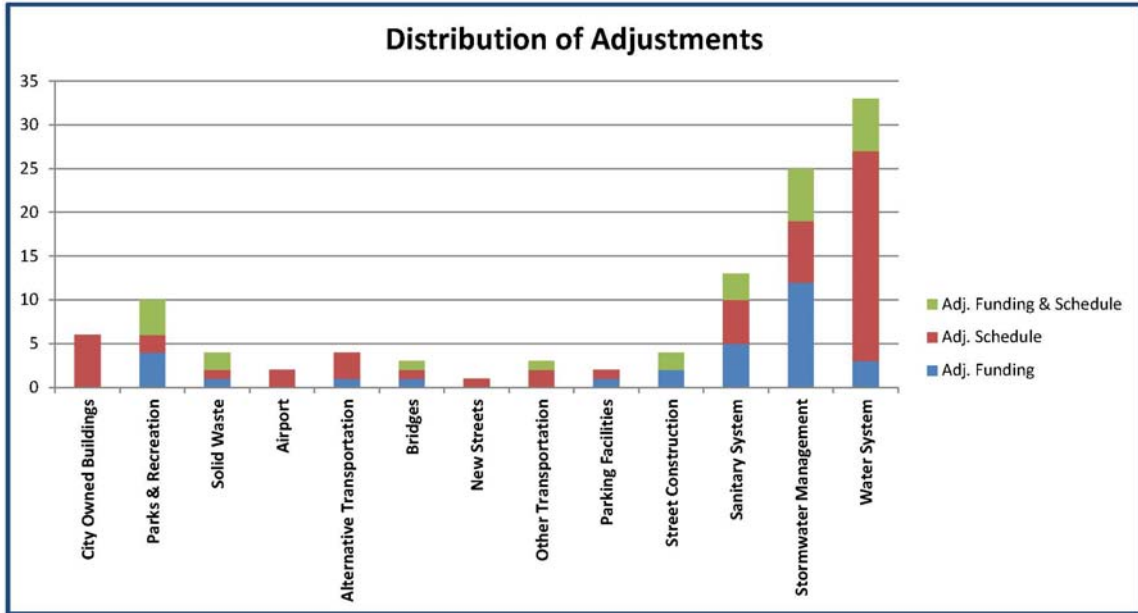
Other summary data regarding the adjustments being made to both FY2010 and FY2011 include:

- 30 projects had funding adjustments
- 55 projects had schedule adjustments
- 25 projects had funding and schedule adjustments
- 20 projects are being added to the plan for FY2012 and/or FY2013
- 8 projects were eliminated as the need no longer exists
- 2 projects were eliminated, but incorporated into existing needs/projects

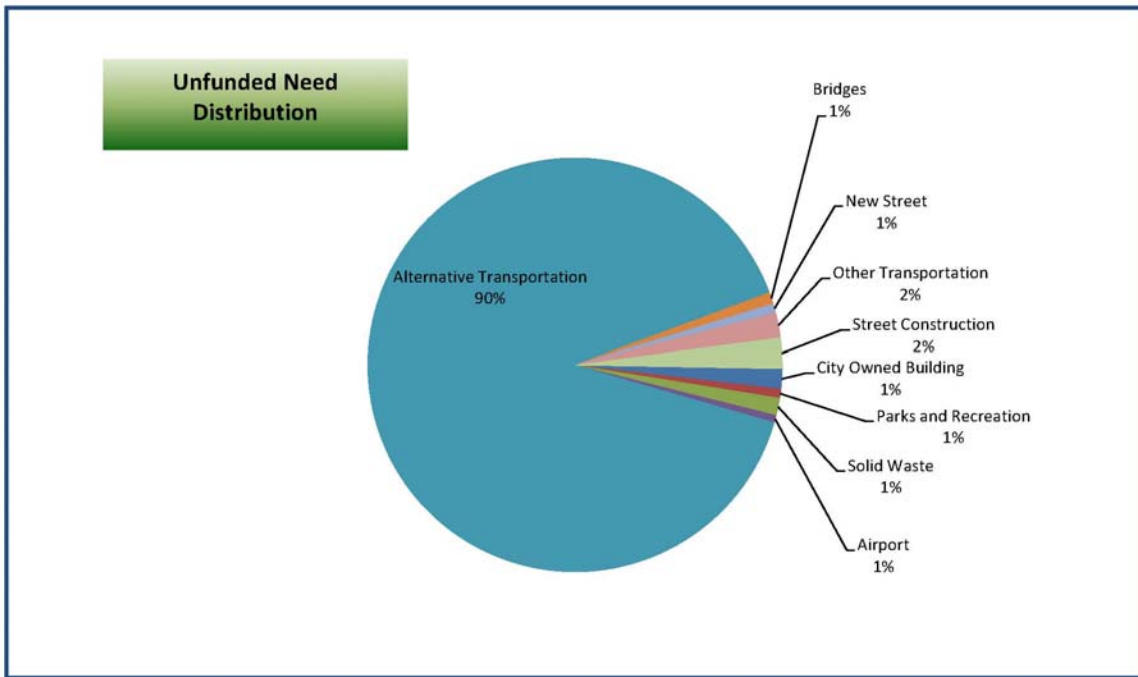
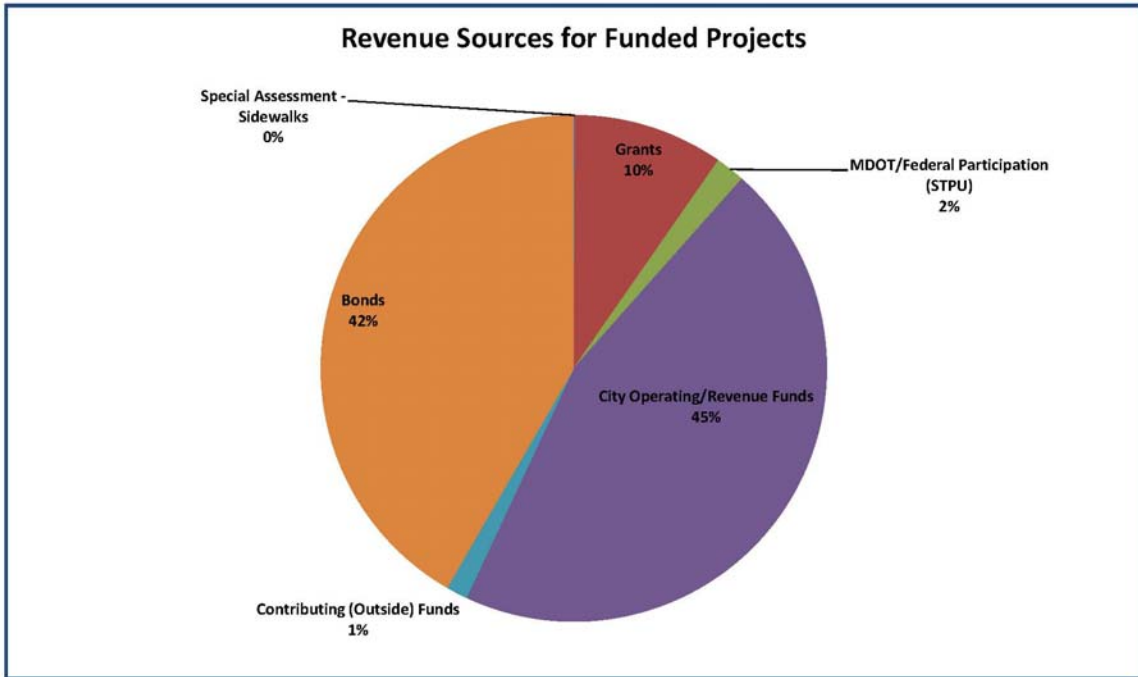
City of Ann Arbor FY2013-2018 Capital Improvements Plan

- 7 projects were eliminated, but incorporated into new needs/projects

The following pages contain graphs and charts displaying these and other summary aspects of the CIP adjustments.



City of Ann Arbor FY2013-2018 Capital Improvements Plan



Capital Improvements Plan Project Revenues Summary By Category

ProjectID	Project Name	Project Status	Prior Years	Funding (in thousands) *						Beyond 2019	Total
				2013	2014	2015	2016	2017	2018		
Municipal Facilities - City Owned Building											
MF-CB-10-06	721 North Main Street Site	TOTALS	\$0.00	\$146.18	\$0.00	\$0.00	\$0.00	\$0.00	\$0.00	\$0.00	\$146.18
MF-CB-12-01	Emergency Operations Center (EOC) Relocation	TOTALS	\$0.00	\$0.00	\$0.00	\$300.00	\$0.00	\$0.00	\$0.00	\$0.00	\$300.00
MF-CB-10-09	Facility Assessments - Energy Audits and Improvements	TOTALS	\$0.00	\$30.00	\$30.00	\$30.00	\$30.00	\$30.00	\$0.00	\$0.00	\$150.00
MF-CB-12-03	Fire Station Mechanical Replacements	TOTALS	\$0.00	\$127.00	\$0.00	\$0.00	\$0.00	\$0.00	\$0.00	\$0.00	\$127.00
MF-CB-12-05	Guy C. Larcom Municipal Building: 2nd Floor/Council Chamber Ren	TOTALS	\$0.00	\$0.00	\$500.00	\$0.00	\$0.00	\$0.00	\$0.00	\$0.00	\$500.00
MF-CB-12-02	Guy C. Larcom Municipal Building: Asbestos Abatement	TOTALS	\$0.00	\$600.00	\$0.00	\$0.00	\$0.00	\$0.00	\$0.00	\$0.00	\$600.00
MF-CB-10-04	Guy C. Larcom Municipal Building: Environmental Controls	TOTALS	\$0.00	\$90.00	\$0.00	\$0.00	\$0.00	\$0.00	\$0.00	\$0.00	\$90.00
MF-CB-12-06	Guy C. Larcom Municipal Building: Exterior Reskinning	TOTALS	\$0.00	\$0.00	\$650.00	\$4,350.00	\$0.00	\$0.00	\$0.00	\$0.00	\$5,000.00
MF-CB-12-04	Guy C. Larcom Municipal Building: Freight Elevator Replacement	TOTALS	\$0.00	\$0.00	\$0.00	\$170.00	\$0.00	\$0.00	\$0.00	\$0.00	\$170.00
MF-CB-10-05	Guy C. Larcom Municipal Building: Primary Chiller Replacement	TOTALS	\$0.00	\$0.00	\$200.00	\$0.00	\$0.00	\$0.00	\$0.00	\$0.00	\$200.00
MF-CB-10-03	Guy C. Larcom Municipal Building: Secondary Chiller	TOTALS	\$0.00	\$0.00	\$175.00	\$0.00	\$0.00	\$0.00	\$0.00	\$0.00	\$175.00
MF-CB-10-01	Wind Energy Installation (W.R. Wheeler Service Center)	TOTALS	\$60.00	\$370.00	\$0.00	\$0.00	\$0.00	\$0.00	\$0.00	\$0.00	\$430.00
			\$60	\$1,363	\$1,555	\$4,850	\$30	\$30	\$0	\$0	\$7,888

*Funding is rounded to the nearest thousands

Capital Improvements Plan Project Revenues Summary By Category

ProjectID	Project Name	Project Status	Prior Years	Funding (in thousands) *						Beyond 2019	Total
				2013	2014	2015	2016	2017	2018		
Municipal Facilities - Parks and Recreation											
MF-PR-10-14	Allen Creek Greenway	TOTALS	\$0.00	\$0.00	\$0.00	\$0.00	\$50.00	\$450.00	\$0.00	\$0.00	\$500.00
MF-PR-08-12	Ann Arbor Senior Center - Study	TOTALS	\$25.00	\$0.00	\$0.00	\$0.00	\$0.00	\$0.00	\$0.00	\$0.00	\$25.00
MF-PR-13-03	Argo & Geddes Dams - Gates Coating	TOTALS	\$0.00	\$0.00	\$0.00	\$0.00	\$600.00	\$0.00	\$0.00	\$0.00	\$600.00
MF-PR-13-02	Argo & Geddes Dams - Hoist Repair & Coating	TOTALS	\$0.00	\$250.00	\$0.00	\$0.00	\$0.00	\$0.00	\$0.00	\$0.00	\$250.00
MF-PR-12-05	Argo Headrace and Whitewater Amenities	TOTALS	\$1,178.16	\$0.00	\$0.00	\$0.00	\$0.00	\$0.00	\$0.00	\$0.00	\$1,178.16
MF-PR-10-17	Bandemer Park Access	TOTALS	\$0.00	\$0.00	\$50.00	\$500.00	\$0.00	\$0.00	\$0.00	\$0.00	\$550.00
MF-PR-10-03	Bandemer to Barton Connection	TOTALS	\$102.00	\$0.00	\$0.00	\$0.00	\$250.00	\$2,500.00	\$0.00	\$0.00	\$2,852.00
MF-PR-08-19	Baseball/Softball Field Renovations	TOTALS	\$250.00	\$250.00	\$250.00	\$250.00	\$0.00	\$0.00	\$0.00	\$0.00	\$1,000.00
MF-PR-12-04	Bridge Repairs - Barton Park	TOTALS	\$50.00	\$0.00	\$0.00	\$0.00	\$0.00	\$0.00	\$0.00	\$0.00	\$50.00
MF-PR-10-08	Exterior Shelter Lighting LED Conversion	TOTALS	\$0.00	\$0.00	\$0.00	\$45.00	\$0.00	\$0.00	\$0.00	\$0.00	\$45.00
MF-PR-12-02	Farmers Market Gravel Lot and Parking Lot Improvements	TOTALS	\$0.00	\$0.00	\$0.00	\$0.00	\$0.00	\$0.00	\$0.00	\$0.00	\$0.00
MF-PR-12-03	Farmers Market Winter Enclosure	TOTALS	\$0.00	\$15.00	\$75.00	\$0.00	\$0.00	\$0.00	\$0.00	\$0.00	\$90.00
MF-PR-08-08	Fuller Park Parking Lot Renovation	TOTALS	\$0.00	\$250.00	\$330.00	\$0.00	\$0.00	\$0.00	\$0.00	\$0.00	\$580.00
MF-PR-10-15	Fuller Pool Spray Park	TOTALS	\$0.00	\$0.00	\$0.00	\$0.00	\$800.00	\$0.00	\$0.00	\$0.00	\$800.00
MF-PR-10-10	Gallup Canoe Livery	TOTALS	\$356.00	\$300.00	\$0.00	\$0.00	\$0.00	\$0.00	\$0.00	\$0.00	\$656.00
MF-PR-13-01	Gallup Park Boat Launch	TOTALS	\$15.00	\$0.00	\$85.00	\$0.00	\$0.00	\$0.00	\$0.00	\$0.00	\$100.00
MF-PR-12-06	Historic Park Structures Repair/Restoration	TOTALS	\$100.00	\$50.00	\$0.00	\$0.00	\$0.00	\$0.00	\$0.00	\$0.00	\$150.00
MF-PR-01-04	Open Space and Park Acquisitions	TOTALS	\$22,000.00	\$2,000.00	\$2,000.00	\$2,000.00	\$2,000.00	\$36,000.00	\$0.00	\$0.00	\$66,000.00
MF-PR-10-02	Parks Roads & Parking Lots	TOTALS	\$400.00	\$250.00	\$250.00	\$250.00	\$250.00	\$0.00	\$0.00	\$0.00	\$1,400.00
MF-PR-10-09	Picnic Shelters	TOTALS	\$0.00	\$200.00	\$0.00	\$0.00	\$0.00	\$0.00	\$0.00	\$0.00	\$200.00
MF-PR-10-01	Playground Improvements	TOTALS	\$414.00	\$150.00	\$207.00	\$207.00	\$0.00	\$0.00	\$0.00	\$0.00	\$978.00
MF-PR-08-19	Recreation Facility Updates and Infrastructure Repairs	TOTALS	\$400.00	\$100.00	\$200.00	\$200.00	\$200.00	\$200.00	\$0.00	\$0.00	\$1,300.00
MF-PR-01-17	Skate Park Facility	TOTALS	\$48.00	\$800.00	\$0.00	\$0.00	\$0.00	\$0.00	\$0.00	\$0.00	\$848.00
MF-PR-08-07	Tennis & Basketball Court Renovations	TOTALS	\$450.00	\$150.00	\$150.00	\$150.00	\$150.00	\$150.00	\$0.00	\$0.00	\$1,200.00
MF-PR-10-07	Trails & Pathways - New Construction	TOTALS	\$0.00	\$150.00	\$150.00	\$150.00	\$150.00	\$150.00	\$150.00	\$0.00	\$900.00

*Funding is rounded to the nearest thousands

Capital Improvements Plan Project Revenues Summary By Category

ProjectID	Project Name	Project Status	Prior Years	Funding (in thousands) *						Beyond 2019	Total
				2013	2014	2015	2016	2017	2018		
MF-PR-10-06	Trails & Pathways - Repairs & Reconstruction	TOTALS	\$505.00	\$0.00	\$255.00	\$255.00	\$0.00	\$0.00	\$0.00	\$0.00	\$1,015.00
MF-PR-10-05	Wayfinding and Interpretive Signage	TOTALS	\$30.00	\$75.00	\$0.00	\$0.00	\$0.00	\$0.00	\$0.00	\$0.00	\$105.00
MF-PR-08-01	West Park Master Plan & Implementation	TOTALS	\$2,468.30	\$0.00	\$0.00	\$0.00	\$0.00	\$0.00	\$0.00	\$0.00	\$2,468.30
			\$28,791	\$4,990	\$4,002	\$4,007	\$4,450	\$39,450	\$150	\$0	\$85,840
Municipal Facilities - Solid Waste											
MF-SW-10-05	Commercial Recycling Containers	TOTALS	\$474.00	\$82.50	\$0.00	\$0.00	\$0.00	\$0.00	\$0.00	\$0.00	\$556.50
MF-SW-11-01	Compost Center Stormwater Controls	TOTALS	\$100.00	\$0.00	\$0.00	\$0.00	\$0.00	\$0.00	\$0.00	\$0.00	\$100.00
MF-SW-06-03	Drop-off Station	TOTALS	\$404.87	\$0.00	\$4,495.00	\$0.00	\$0.00	\$0.00	\$0.00	\$0.00	\$4,899.87
MF-SW-10-04	Equipment and Container Storage Building	TOTALS	\$0.00	\$0.00	\$200.00	\$0.00	\$0.00	\$0.00	\$0.00	\$0.00	\$200.00
MF-SW-12-01	Landfill Entrance Improvements	TOTALS	\$0.00	\$0.00	\$0.00	\$0.00	\$0.00	\$400.00	\$0.00	\$0.00	\$400.00
MF-SW-06-04	Landfill Groundwater Management	TOTALS	\$60.00	\$0.00	\$603.00	\$0.00	\$0.00	\$0.00	\$0.00	\$0.00	\$663.00
MF-SW-10-03	Methane Gas Recovery Project	TOTALS	\$0.00	\$0.00	\$0.00	\$0.00	\$150.00	\$0.00	\$0.00	\$0.00	\$150.00
MF-SW-08-01	Solid Waste Management Plan Update	TOTALS	\$25.00	\$0.00	\$0.00	\$0.00	\$0.00	\$0.00	\$0.00	\$0.00	\$25.00
MF-SW-10-02	Wind Energy Installation (New Drop-off Station)	TOTALS	\$0.00	\$250.00	\$260.00	\$0.00	\$0.00	\$0.00	\$0.00	\$0.00	\$510.00
			\$1,064	\$333	\$5,558	\$0	\$150	\$400	\$0	\$0	\$7,504

*Funding is rounded to the nearest thousands

Capital Improvements Plan Project Revenues Summary By Category

ProjectID	Project Name	Project Status	Prior Years	Funding (in thousands) *						Beyond 2019	Total
				2013	2014	2015	2016	2017	2018		
Transportation - Airport											
TR-AP-03-01	Airport Access Road Reconstruction (Airport Blvd)	TOTALS	\$0.00	\$0.00	\$327.00	\$0.00	\$0.00	\$0.00	\$0.00	\$0.00	\$327.00
TR-AP-10-02	Airport Looping Water Main	TOTALS	\$0.00	\$0.00	\$0.00	\$0.00	\$0.00	\$330.00	\$0.00	\$0.00	\$330.00
TR-AP-03-03	Airport Storm Water Detention Pond and System	TOTALS	\$0.00	\$0.00	\$0.00	\$0.00	\$0.00	\$0.00	\$0.00	\$128.00	\$128.00
TR-AP-99-04	Airport/Aircraft Parking Apron Expansion (east of terminal)	TOTALS	\$0.00	\$0.00	\$0.00	\$0.00	\$0.00	\$0.00	\$0.00	\$1,557.00	\$1,557.00
TR-AP-08-02	New Corporate Hanger	TOTALS	\$0.00	\$0.00	\$1,000.00	\$0.00	\$0.00	\$0.00	\$0.00	\$0.00	\$1,000.00
TR-AP-03-07	New Terminal Apron Lighting/Ramp Rehab	TOTALS	\$0.00	\$0.00	\$0.00	\$0.00	\$0.00	\$0.00	\$1,557.00	\$0.00	\$1,557.00
TR-AP-12-01	Northeast T-Hanger Access Improvement	TOTALS	\$0.00	\$0.00	\$0.00	\$0.00	\$0.00	\$285.00	\$0.00	\$0.00	\$285.00
TR-AP-10-04	Runway Safety Extension	TOTALS	\$65.00	\$1,667.00	\$0.00	\$0.00	\$0.00	\$0.00	\$0.00	\$0.00	\$1,732.00
TR-AP-10-01	Six Box Hangers	TOTALS	\$0.00	\$0.00	\$0.00	\$0.00	\$1,000.00	\$0.00	\$0.00	\$0.00	\$1,000.00
TR-AP-10-06	Taxilane For Box Hangers	TOTALS	\$0.00	\$0.00	\$0.00	\$0.00	\$0.00	\$193.00	\$0.00	\$0.00	\$193.00
TR-AP-03-09	Terminal Area Security Fencing	TOTALS	\$0.00	\$0.00	\$0.00	\$195.00	\$0.00	\$0.00	\$0.00	\$0.00	\$195.00
TR-AP-03-10	Terminal Auto Parking Lot Expansion	TOTALS	\$0.00	\$197.00	\$0.00	\$0.00	\$0.00	\$0.00	\$0.00	\$0.00	\$197.00
TR-AP-99-11	Terminal Expansion	TOTALS	\$0.00	\$0.00	\$0.00	\$0.00	\$275.00	\$0.00	\$0.00	\$0.00	\$275.00
			\$65	\$1,864	\$1,327	\$195	\$1,275	\$808	\$1,557	\$1,685	\$8,776

*Funding is rounded to the nearest thousands

Capital Improvements Plan Project Revenues Summary By Category

ProjectID	Project Name	Project Status	Prior Years	Funding (in thousands) *						Beyond 2019	Total
				2013	2014	2015	2016	2017	2018		
Transportation - Alternative Transportation											
TR-AT-10-29	ADA Ramp Replacements (Outside of DDA)	TOTALS	\$1,680.00	\$560.00	\$560.00	\$560.00	\$0.00	\$0.00	\$0.00	\$0.00	\$3,360.00
TR-AT-10-36	Allen Creek Greenway Non-Motorized Feasibility Study	TOTALS	\$0.00	\$0.00	\$0.00	\$0.00	\$300.00	\$0.00	\$0.00	\$0.00	\$300.00
TR-AT-10-01	Allen Creek Greenway Non-motorized Implementation	TOTALS	\$0.00	\$0.00	\$0.00	\$0.00	\$400.00	\$4,000.00	\$0.00	\$0.00	\$4,400.00
TR-AT-11-04	Ann Arbor-Saline Road/I-94 Non-Motorized Improvement	TOTALS	\$0.00	\$0.00	\$25.00	\$100.00	\$1,000.00	\$0.00	\$0.00	\$0.00	\$1,125.00
TR-AT-10-32	Annual City Shared Use Pathway Resurfacing & Replacements	TOTALS	\$0.00	\$0.00	\$150.00	\$150.00	\$150.00	\$150.00	\$150.00	\$150.00	\$900.00
TR-AT-13-01	Annual Sidewalk Repair Program	TOTALS	\$0.00	\$527.00	\$527.00	\$527.00	\$527.00	\$527.00	\$0.00	\$0.00	\$2,635.00
TR-AT-01-07	Arboretum/Gallup Underpass	TOTALS	\$100.00	\$0.00	\$2,200.00	\$0.00	\$0.00	\$0.00	\$0.00	\$0.00	\$2,300.00
TR-AT-10-30	Curb Ramps in the DDA	TOTALS	\$1,635.00	\$265.00	\$0.00	\$0.00	\$0.00	\$0.00	\$0.00	\$0.00	\$1,900.00
TR-AT-12-04	Ellsworth at Research Park Dr	TOTALS	\$0.00	\$20.00	\$85.00	\$0.00	\$0.00	\$0.00	\$0.00	\$0.00	\$105.00
TR-AT-06-01	Geddes Avenue Non-Motorized Path Repair/Replacement	TOTALS	\$0.00	\$0.00	\$300.00	\$0.00	\$0.00	\$0.00	\$0.00	\$0.00	\$300.00
TR-AT-10-20	Major Mid Block Crossing Improvements	TOTALS	\$0.00	\$0.00	\$50.00	\$250.00	\$0.00	\$0.00	\$0.00	\$0.00	\$300.00
TR-AT-10-18	Model for Mobility (Ann Arbor-Detroit): Fuller Road Station, Phase	TOTALS	\$29,904.20	\$13,373.10	\$0.00	\$0.00	\$0.00	\$0.00	\$0.00	\$0.00	\$43,277.30
TR-AT-10-02	Model for Mobility: AA Station Relocation (Fuller Rd Station-Phase I	TOTALS	\$1,470.00	\$0.00	\$0.00	\$2,030.00	\$0.00	\$0.00	\$0.00	\$0.00	\$3,500.00
TR-AT-10-19	Model for Mobility: Ann Arbor- Detroit Commuter Parking (Interim)	TOTALS	\$0.00	\$0.00	\$40.00	\$500.00	\$0.00	\$0.00	\$0.00	\$0.00	\$540.00
TR-AT-11-05	Model for Mobility: Signature Transit Service Alternatives Analysis	TOTALS	\$1,000.00	\$2,000.00	\$0.00	\$0.00	\$0.00	\$0.00	\$0.00	\$0.00	\$3,000.00
TR-AT-10-33	Model for Mobility: Signature Transit Service Design	TOTALS	\$0.00	\$0.00	\$3,000.00	\$30,000.00	\$0.00	\$0.00	\$0.00	\$0.00	\$33,000.00
TR-AT-10-38	Model for Mobility: Transit Connector (Construction)	TOTALS	\$0.00	\$0.00	\$0.00	#####	\$0.00	\$0.00	\$0.00	\$0.00	\$300,000.00
TR-AT-10-28	Model for Mobility: Wally (Capital Investment)	TOTALS	\$0.00	\$0.00	\$250.00	\$0.00	\$0.00	\$0.00	\$0.00	\$0.00	\$250.00
TR-AT-10-22	Model for Mobility: Wally (Downtown Station Construction)	TOTALS	\$0.00	\$0.00	\$5,000.00	\$0.00	\$0.00	\$0.00	\$0.00	\$0.00	\$5,000.00
TR-AT-10-15	Model for Mobility: Wally (Downtown Station Location Study)	TOTALS	\$0.00	\$0.00	\$100.00	\$0.00	\$0.00	\$0.00	\$0.00	\$0.00	\$100.00
TR-AT-08-03	Model for Mobility: Wally (Plymouth Road Rail Station Development	TOTALS	\$0.00	\$0.00	\$75.00	\$175.00	\$0.00	\$0.00	\$0.00	\$0.00	\$250.00
TR-AT-10-37	Non-Motorized Access West Huron River Drive to North Main Street	TOTALS	\$0.00	\$0.00	\$50.00	\$100.00	\$750.00	\$0.00	\$0.00	\$0.00	\$900.00
TR-AT-10-03	Non-Motorized Corridor Project: AA-Saline (South Main to I-94)	TOTALS	\$0.00	\$0.00	\$40.00	\$153.00	\$0.00	\$0.00	\$0.00	\$0.00	\$193.00
TR-AT-10-04	Non-Motorized Corridor Project: Liberty (State Street to City Bounda	TOTALS	\$40.00	\$138.00	\$0.00	\$0.00	\$0.00	\$0.00	\$0.00	\$0.00	\$178.00
TR-AT-10-05	Non-Motorized Corridor Project: Main Street (Eisenhower to M-14 R	TOTALS	\$0.00	\$0.00	\$60.00	\$337.00	\$0.00	\$0.00	\$0.00	\$0.00	\$397.00

*Funding is rounded to the nearest thousands

Capital Improvements Plan Project Revenues Summary By Category

ProjectID	Project Name	Project Status	Prior Years	Funding (in thousands) *							Beyond 2019	Total
				2013	2014	2015	2016	2017	2018			
TR-AT-10-06	Non-Motorized Corridor Project: Packard (Stadium Blvd to Eisenhow	TOTALS	\$40.00	\$106.00	\$0.00	\$0.00	\$0.00	\$0.00	\$0.00	\$0.00	\$0.00	\$146.00
TR-AT-10-07	Non-Motorized Corridor Project: Plymouth Road (Broadway Bridge t	TOTALS	\$0.00	\$30.00	\$63.00	\$0.00	\$0.00	\$0.00	\$0.00	\$0.00	\$0.00	\$93.00
TR-AT-10-08	Non-Motorized Corridor Project: Stadium (Maple to Washtenaw)	TOTALS	\$0.00	\$40.00	\$157.00	\$0.00	\$0.00	\$0.00	\$0.00	\$0.00	\$0.00	\$197.00
TR-AT-10-09	Non-Motorized Corridor Project: State Street (Depot to City Boundar	TOTALS	\$0.00	\$0.00	\$50.00	\$220.00	\$0.00	\$0.00	\$0.00	\$0.00	\$0.00	\$270.00
TR-AT-08-02	Northeast Area Non-Motorized Trail	TOTALS	\$0.00	\$0.00	\$0.00	\$0.00	\$65.00	\$300.00	\$0.00	\$0.00	\$0.00	\$365.00
TR-AT-11-02	Ped Crossing Island Huron Street (Thayer to Ingalls)	TOTALS	\$76.00	\$0.00	\$0.00	\$0.00	\$0.00	\$0.00	\$0.00	\$0.00	\$0.00	\$76.00
TR-AT-12-02	Pedestrian Access at Interstates (AA-Saline/I-94;State Street Corridor	TOTALS	\$0.00	\$0.00	\$1,000.00	\$1,000.00	\$1,000.00	\$1,000.00	\$0.00	\$0.00	\$0.00	\$4,000.00
TR-AT-08-01	Platt Road Sidewalk (Huron Parkway to Washtenaw)	TOTALS	\$0.00	\$0.00	\$75.00	\$0.00	\$0.00	\$0.00	\$0.00	\$0.00	\$0.00	\$75.00
TR-AT-12-01	Safe Route to School - Thurston Elementary	TOTALS	\$187.56	\$0.00	\$0.00	\$0.00	\$0.00	\$0.00	\$0.00	\$0.00	\$0.00	\$187.56
TR-AT-10-11	Sidewalk Gaps: Citizen Requests	TOTALS	\$120.00	\$40.00	\$40.00	\$40.00	\$0.00	\$0.00	\$0.00	\$0.00	\$0.00	\$240.00
TR-AT-10-12	Sidewalk Gaps: School Access	TOTALS	\$120.00	\$40.00	\$40.00	\$40.00	\$0.00	\$0.00	\$0.00	\$0.00	\$0.00	\$240.00
TR-AT-10-10	Sidewalk Gaps: Transit Access	TOTALS	\$120.00	\$40.00	\$40.00	\$40.00	\$0.00	\$0.00	\$0.00	\$0.00	\$0.00	\$240.00
TR-AT-10-13	Signal Priority for Transit	TOTALS	\$336.00	\$0.00	\$0.00	\$0.00	\$0.00	\$0.00	\$0.00	\$0.00	\$0.00	\$336.00
TR-AT-02-13	South Main Street Non-motorized Path (AA-Saline to East Stadium)	TOTALS	\$0.00	\$0.00	\$150.00	\$850.00	\$0.00	\$0.00	\$0.00	\$0.00	\$0.00	\$1,000.00
TR-AT-12-03	Washtenaw Ave/US-23 Underpass Shared-Use Path	TOTALS	\$0.00	\$2,800.00	\$0.00	\$0.00	\$0.00	\$0.00	\$0.00	\$0.00	\$0.00	\$2,800.00
			\$36,829	\$19,979	\$14,127	\$337,072	\$4,192	\$5,977	\$150	\$150	\$418,476	
Transportation - Bridges												
TR-BR-10-01	Biennial Bridge Inspection Program	TOTALS	\$260.00	\$80.00	\$95.00	\$95.00	\$0.00	\$0.00	\$0.00	\$0.00	\$0.00	\$530.00
TR-BR-12-02	East Stadium Boulevard Bridges Replacement Project	TOTALS	\$18,907.00	\$0.00	\$0.00	\$0.00	\$0.00	\$0.00	\$0.00	\$0.00	\$0.00	\$18,907.00
TR-BR-10-06	Fuller Road/Maiden Lane/East Medical Center Drive Bridges Rehabil	TOTALS	\$0.00	\$0.00	\$500.00	\$3,134.00	\$0.00	\$0.00	\$0.00	\$0.00	\$0.00	\$3,634.00
TR-BR-10-05	Morehead-Delaware Pedestrian Bridge	TOTALS	\$120.00	\$80.00	\$0.00	\$0.00	\$0.00	\$0.00	\$0.00	\$0.00	\$0.00	\$200.00
TR-BR-12-01	WWTP Bridge	TOTALS	\$0.00	\$0.00	\$0.00	\$100.00	\$750.00	\$0.00	\$0.00	\$0.00	\$0.00	\$850.00
			\$19,287	\$160	\$595	\$3,329	\$750	\$0	\$0	\$0	\$24,121	

*Funding is rounded to the nearest thousands

Capital Improvements Plan Project Revenues Summary By Category

ProjectID	Project Name	Project Status	Prior Years	Funding (in thousands) *						Beyond 2019	Total
				2013	2014	2015	2016	2017	2018		
Transportation - New Street											
TR-NS-10-05	Burton Road Improvements	TOTALS	\$0.00	\$1,500.00	\$0.00	\$0.00	\$0.00	\$0.00	\$0.00	\$0.00	\$1,500.00
TR-NS-95-01	Oakbrook Drive Extension (west of State Street)	TOTALS	\$0.00	\$0.00	\$0.00	\$200.00	\$450.00	\$1,825.00	\$0.00	\$0.00	\$2,475.00
TR-NS-10-06	Termination of Public Street Dead Ends (north of Geddes Avenue)	TOTALS	\$0.00	\$0.00	\$160.00	\$240.00	\$0.00	\$0.00	\$0.00	\$0.00	\$400.00
TR-NS-10-07	Woodcreek Boulevard Extension	TOTALS	\$0.00	\$0.00	\$1,125.00	\$0.00	\$0.00	\$0.00	\$0.00	\$0.00	\$1,125.00
			\$0	\$1,500	\$1,285	\$440	\$450	\$1,825	\$0	\$0	\$5,500

*Funding is rounded to the nearest thousands

Capital Improvements Plan Project Revenues Summary By Category

ProjectID	Project Name	Project Status	Prior Years	Funding (in thousands) *						Beyond 2019	Total
				2013	2014	2015	2016	2017	2018		
Transportation - Other											
TR-OT-10-09	Accessible Pedestrian Signals	TOTALS	\$0.00	\$0.00	\$127.50	\$127.50	\$127.50	\$127.50	\$127.50	\$0.00	\$637.50
TR-OT-10-06	Bird Road Retaining Wall	TOTALS	\$0.00	\$150.00	\$0.00	\$0.00	\$0.00	\$0.00	\$0.00	\$0.00	\$150.00
TR-OT-10-13	Devonshire Drive Retaining Wall	TOTALS	\$0.00	\$0.00	\$0.00	\$0.00	\$0.00	\$50.00	\$0.00	\$0.00	\$50.00
TR-OT-10-03	Dhu Varren/Nixon Road Intersection Water Encroachment	TOTALS	\$0.00	\$0.00	\$75.00	\$0.00	\$0.00	\$0.00	\$0.00	\$0.00	\$75.00
TR-OT-10-07	Ellsworth Road Corridor Study	TOTALS	\$0.00	\$0.00	\$50.00	\$0.00	\$0.00	\$0.00	\$0.00	\$0.00	\$50.00
TR-OT-12-01	Full Fiber Network Replacement	TOTALS	\$0.00	\$0.00	\$0.00	\$67.00	\$67.00	\$66.00	\$800.00	\$0.00	\$1,000.00
TR-OT-12-03	Future SCOOT Expansions	TOTALS	\$0.00	\$0.00	\$110.00	\$0.00	\$0.00	\$0.00	\$0.00	\$0.00	\$110.00
TR-OT-10-04	Geddes Avenue Sloughing Correction	TOTALS	\$0.00	\$350.00	\$500.00	\$0.00	\$0.00	\$0.00	\$0.00	\$0.00	\$850.00
TR-OT-10-05	Geddes Road Sloughing Correction	TOTALS	\$0.00	\$0.00	\$150.00	\$300.00	\$0.00	\$0.00	\$0.00	\$0.00	\$450.00
TR-OT-08-09	LED Streetlight Conversion	TOTALS	\$1,160.00	\$0.00	\$80.00	\$0.00	\$0.00	\$0.00	\$0.00	\$0.00	\$1,240.00
TR-OT-10-14	Newport Road Retaining Walls	TOTALS	\$0.00	\$0.00	\$200.00	\$0.00	\$0.00	\$0.00	\$0.00	\$0.00	\$200.00
TR-OT-10-10	Pavement Marking & Sign Systems Replacements	TOTALS	\$0.00	\$0.00	\$150.00	\$150.00	\$150.00	\$150.00	\$150.00	\$0.00	\$750.00
TR-OT-10-11	Pedestrian Signal Countdown Heads	TOTALS	\$0.00	\$0.00	\$127.50	\$127.50	\$127.50	\$127.50	\$127.50	\$0.00	\$637.50
TR-OT-12-04	Plymouth Road Retaining Walls	TOTALS	\$0.00	\$0.00	\$0.00	\$0.00	\$150.00	\$0.00	\$0.00	\$0.00	\$150.00
TR-OT-01-07	Plymouth Road/Commonwealth Signal	TOTALS	\$10.00	\$0.00	\$0.00	\$0.00	\$0.00	\$80.00	\$0.00	\$0.00	\$90.00
TR-OT-08-02	Safety Projects	TOTALS	\$50.00	\$50.00	\$50.00	\$50.00	\$0.00	\$0.00	\$0.00	\$0.00	\$200.00
TR-OT-01-09	Seventh Street Signal Interconnect	TOTALS	\$0.00	\$0.00	\$600.00	\$0.00	\$0.00	\$0.00	\$0.00	\$0.00	\$600.00
TR-OT-10-08	State Street Corridor Study	TOTALS	\$0.00	\$0.00	\$750.00	\$0.00	\$0.00	\$0.00	\$0.00	\$0.00	\$750.00
TR-OT-08-07	State Street/Hilton Boulevard Intersection	TOTALS	\$14.00	\$0.00	\$0.00	\$214.00	\$0.00	\$0.00	\$0.00	\$0.00	\$228.00
TR-OT-12-02	State/Research Park/Airport Blvd & State/Ellsworth Intersection Impr	TOTALS	\$2,000.00	\$0.00	\$0.00	\$0.00	\$0.00	\$0.00	\$0.00	\$0.00	\$2,000.00
TR-OT-08-08	Washtenaw and Platt/Glenwood Intersection Improvements	TOTALS	\$0.00	\$150.00	\$0.00	\$0.00	\$0.00	\$0.00	\$0.00	\$0.00	\$150.00
TR-OT-10-12	Watershed Drive Retaining Wall	TOTALS	\$0.00	\$0.00	\$0.00	\$350.00	\$0.00	\$0.00	\$0.00	\$0.00	\$350.00
			\$3,234	\$700	\$2,970	\$1,386	\$622	\$601	\$1,205	\$0	\$10,718

*Funding is rounded to the nearest thousands

Capital Improvements Plan Project Revenues Summary By Category

ProjectID	Project Name	Project Status	Prior Years	Funding (in thousands) *					Beyond 2019	Total	
				2013	2014	2015	2016	2017			2018
Transportation - Parking Facilities											
TR-PF-11-02	ePark Parking Paystations	TOTALS	\$1,600.00	\$0.00	\$800.00	\$0.00	\$0.00	\$0.00	\$0.00	\$0.00	\$2,400.00
TR-PF-08-03	First & Washington Parking Structure	TOTALS	\$0.00	\$10,000.00	\$0.00	\$0.00	\$0.00	\$0.00	\$0.00	\$0.00	\$10,000.00
TR-PF-10-02	Parking Structure Assessments	TOTALS	\$0.00	\$25.00	\$0.00	\$0.00	\$25.00	\$0.00	\$0.00	\$25.00	\$75.00
TR-PF-12-01	Parking Structure Capital Repairs & Maintenance Program	TOTALS	\$17,000.00	\$2,000.00	\$0.00	\$0.00	\$0.00	\$4,000.00	\$0.00	\$0.00	\$23,000.00
TR-PF-10-01	South Fifth Avenue Underground Parking Structure	TOTALS	\$50,000.00	\$0.00	\$0.00	\$0.00	\$0.00	\$0.00	\$0.00	\$0.00	\$50,000.00
TR-PF-12-02	South State Street Connector Parking Facility	TOTALS	\$0.00	\$0.00	\$350.00	\$1,500.00	\$0.00	\$0.00	\$0.00	\$0.00	\$1,850.00
			\$68,600	\$12,025	\$1,150	\$1,500	\$25	\$4,000	\$0	\$25	\$87,325

*Funding is rounded to the nearest thousands

Capital Improvements Plan Project Revenues Summary By Category

ProjectID	Project Name	Project Status	Prior Years	Funding (in thousands) *						Beyond 2019	Total
				2013	2014	2015	2016	2017	2018		
Transportation - Street Construction											
TR-SC-10-12	AA-Saline Road - Eisenhower to City Limits	TOTALS	\$0.00	\$1,050.00	\$0.00	\$0.00	\$0.00	\$0.00	\$0.00	\$0.00	\$1,050.00
TR-SC-13-07	Annual Street Resurfacing Program (ASRP)	TOTALS	\$0.00	\$7,000.00	\$7,000.00	\$7,000.00	\$7,000.00	\$7,000.00	\$7,000.00	\$0.00	\$42,000.00
TR-SC-12-13	ASRP - 2014 & Beyond: Division - Madison to Huron	TOTALS	\$0.00	\$200.00	\$1,000.00	\$0.00	\$0.00	\$0.00	\$0.00	\$0.00	\$1,200.00
TR-SC-09-03	ASRP - 2014 & Beyond: Stadium Blvd. Reconstruct (Hutchins to Kip)	TOTALS	\$0.00	\$0.00	\$0.00	\$3,840.00	\$0.00	\$0.00	\$0.00	\$0.00	\$3,840.00
UT-SN-12-06	Audobon Crosslots Sanitary Sewer Lining	TOTALS	\$0.00	\$180.00	\$0.00	\$0.00	\$0.00	\$0.00	\$0.00	\$0.00	\$180.00
TR-SC-12-21	Dexter Avenue (Maple to Huron)	TOTALS	\$2,699.96	\$600.00	\$0.00	\$0.00	\$0.00	\$0.00	\$0.00	\$0.00	\$3,299.96
TR-SC-12-07	E. Stadium Blvd - Packard to Brockman	TOTALS	\$200.00	\$1,500.00	\$0.00	\$0.00	\$0.00	\$0.00	\$0.00	\$0.00	\$1,700.00
TR-SC-12-04	Fourth Ave - Huron to Liberty	TOTALS	\$280.00	\$0.00	\$0.00	\$0.00	\$0.00	\$0.00	\$0.00	\$0.00	\$280.00
TR-SC-08-01	Fuller Rd/Maiden Ln/East Medical Center Intersection Improvement	TOTALS	\$200.00	\$400.00	\$500.00	\$0.00	\$0.00	\$0.00	\$0.00	\$0.00	\$1,100.00
TR-SC-10-14	Geddes Avenue - East	TOTALS	\$0.00	\$300.00	\$1,400.00	\$0.00	\$0.00	\$0.00	\$0.00	\$0.00	\$1,700.00
TR-SC-10-09	Geddes Avenue - West	TOTALS	\$300.00	\$700.00	\$2,700.00	\$0.00	\$0.00	\$0.00	\$0.00	\$0.00	\$3,700.00
TR-SC-13-03	Jackson Road Resurfacing (by MDOT)	TOTALS	\$0.00	\$0.00	\$100.00	\$0.00	\$0.00	\$0.00	\$0.00	\$0.00	\$100.00
TR-SC-10-05	Miller Avenue Improvements	TOTALS	\$1,140.00	\$2,600.00	\$0.00	\$250.00	\$1,400.00	\$1,100.00	\$0.00	\$0.00	\$6,490.00
TR-SC-12-15	Model for Mobility (Ann Arbor-Detroit): Fuller Road Station, Phase	TOTALS	\$79.60	\$1,000.00	\$200.00	\$0.00	\$0.00	\$0.00	\$0.00	\$0.00	\$1,279.60
TR-SC-13-02	Newport Road Resurfacing (Sunset to City Limits)	TOTALS	\$100.00	\$300.00	\$2,100.00	\$0.00	\$0.00	\$0.00	\$0.00	\$0.00	\$2,500.00
TR-SC-13-01	Packard (Platt to City Limits)/Hill St (Forest to Washtenaw) Resurfac	TOTALS	\$500.00	\$1,970.00	\$100.00	\$0.00	\$0.00	\$0.00	\$0.00	\$0.00	\$2,570.00
TR-SC-12-18	Queue Jump Lanes: Ann Arbor-Saline Road	TOTALS	\$0.00	\$0.00	\$100.00	\$200.00	\$2,060.00	\$0.00	\$0.00	\$0.00	\$2,360.00
TR-SC-12-19	Queue Jump Lanes: Maiden Lane/Fuller Road/Glen	TOTALS	\$0.00	\$0.00	\$100.00	\$150.00	\$1,030.00	\$0.00	\$0.00	\$0.00	\$1,280.00
TR-SC-12-20	Queue Jump Lanes: Plymouth Road	TOTALS	\$0.00	\$0.00	\$100.00	\$200.00	\$2,060.00	\$0.00	\$0.00	\$0.00	\$2,360.00
TR-SC-12-17	Queue Jump Lanes: Washtenaw Avenue	TOTALS	\$0.00	\$0.00	\$100.00	\$250.00	\$3,090.00	\$0.00	\$0.00	\$0.00	\$3,440.00
TR-SC-13-04	South Maple Road Resurfacing (Jackson to West Stadium)	TOTALS	\$0.00	\$0.00	\$400.00	\$0.00	\$0.00	\$0.00	\$0.00	\$0.00	\$400.00
TR-SC-13-06	South State Street/Ellsworth Intersection Roundabout	TOTALS	\$600.00	\$1,000.00	\$1,000.00	\$0.00	\$0.00	\$0.00	\$0.00	\$0.00	\$2,600.00
TR-SC-10-10	Stone School Road	TOTALS	\$50.00	\$200.00	\$2,000.00	\$1,600.00	\$0.00	\$0.00	\$0.00	\$0.00	\$3,850.00
TR-SC-13-05	Wayne Street Resurfacing	TOTALS	\$100.00	\$500.00	\$0.00	\$0.00	\$0.00	\$0.00	\$0.00	\$0.00	\$600.00
			\$6,250	\$19,500	\$18,900	\$13,490	\$16,640	\$8,100	\$7,000	\$0	\$89,880

*Funding is rounded to the nearest thousands

Capital Improvements Plan Project Revenues Summary By Category

ProjectID	Project Name	Project Status	Prior Years	Funding (in thousands) *						Beyond 2019	Total
				2013	2014	2015	2016	2017	2018		
Utilities - Sanitary Sewer											
UT-SN-10-11	2780 Packard Sanitary Extension	TOTALS	\$0.00	\$320.00	\$0.00	\$0.00	\$0.00	\$0.00	\$0.00	\$0.00	\$320.00
UT-SN-10-13	2857 Packard Sanitary Extension	TOTALS	\$0.00	\$175.00	\$0.00	\$0.00	\$0.00	\$0.00	\$0.00	\$0.00	\$175.00
UT-SN-01-03	Austin Sanitary Sewer Outlet	TOTALS	\$125.00	\$600.00	\$0.00	\$0.00	\$0.00	\$0.00	\$0.00	\$0.00	\$725.00
UT-SN-06-02	Bluett Sanitary Sewer Service Extension	TOTALS	\$0.00	\$0.00	\$30.00	\$140.00	\$0.00	\$0.00	\$0.00	\$0.00	\$170.00
UT-SN-87-07	Calvin Street Sanitary Sewer	TOTALS	\$0.00	\$0.00	\$150.00	\$0.00	\$700.00	\$0.00	\$0.00	\$0.00	\$850.00
UT-SN-10-01	Dexter Avenue Sanitary Sewer Replacement	TOTALS	\$60.00	\$0.00	\$0.00	\$0.00	\$0.00	\$0.00	\$0.00	\$0.00	\$60.00
UT-SN-08-02	Dover Place/Riverview Sanitary Sewer	TOTALS	\$0.00	\$500.00	\$0.00	\$0.00	\$0.00	\$0.00	\$0.00	\$0.00	\$500.00
UT-SN-11-02	East Stadium Boulevard Bridges Replacement Sanitary	TOTALS	\$143.00	\$0.00	\$0.00	\$0.00	\$0.00	\$0.00	\$0.00	\$0.00	\$143.00
UT-SN-01-09	Facilities Renovation	TOTALS	\$16,800.00	\$21,000.00	\$23,000.00	\$21,000.00	\$19,000.00	\$0.00	\$0.00	\$0.00	\$100,800.00
UT-SN-02-11	Footing Drain Disconnection Project (Long Term)	TOTALS	\$10,670.00	\$2,775.00	\$2,500.00	\$2,500.00	\$2,500.00	\$2,500.00	\$40,000.00	\$0.00	\$63,445.00
UT-SN-08-15	Footing Drain Disconnection Project-2006 (Priority 2A)	TOTALS	\$11,050.00	\$0.00	\$0.00	\$0.00	\$0.00	\$0.00	\$0.00	\$0.00	\$11,050.00
UT-SN-12-09	Fox Hunt Crosslot Sewer	TOTALS	\$0.00	\$0.00	\$135.00	\$0.00	\$0.00	\$0.00	\$0.00	\$0.00	\$135.00
UT-SN-08-05	Geddes Sanitary Sewer (2651 to 3053)	TOTALS	\$120.00	\$1,285.00	\$0.00	\$0.00	\$0.00	\$0.00	\$0.00	\$0.00	\$1,405.00
UT-SN-08-12	High Level Relief Sewer	TOTALS	\$0.00	\$0.00	\$0.00	\$100.00	\$850.00	\$0.00	\$0.00	\$0.00	\$950.00
UT-SN-12-12	Huntington Woods Crosslots Sewer Lining	TOTALS	\$260.00	\$0.00	\$0.00	\$0.00	\$0.00	\$0.00	\$0.00	\$0.00	\$260.00
UT-SN-91-15	Huron West Park (Phase II)	TOTALS	\$0.00	\$0.00	\$0.00	\$330.00	\$895.00	\$0.00	\$0.00	\$0.00	\$1,225.00
UT-SN-91-16	Huron West Park (Phase III)	TOTALS	\$0.00	\$0.00	\$0.00	\$280.00	\$465.00	\$0.00	\$0.00	\$0.00	\$745.00
UT-SN-01-19	Liberty-Washington Relief (Phase I)	TOTALS	\$0.00	\$0.00	\$0.00	\$475.00	\$0.00	\$0.00	\$0.00	\$0.00	\$475.00
UT-SN-01-20	Liberty-Washington Relief (Phase II)	TOTALS	\$0.00	\$0.00	\$155.00	\$305.00	\$0.00	\$0.00	\$0.00	\$0.00	\$460.00
UT-SN-10-05	Manhole Rehabilitation/Replacement Project	TOTALS	\$275.00	\$0.00	\$0.00	\$0.00	\$0.00	\$0.00	\$0.00	\$0.00	\$275.00
UT-SN-10-06	Michigan Stadium Sanitary Sewer Reroute	TOTALS	\$0.00	\$0.00	\$0.00	\$260.00	\$440.00	\$0.00	\$0.00	\$0.00	\$700.00
UT-SN-12-01	Miller Avenue Sanitary Repair/Replacement	TOTALS	\$50.00	\$300.00	\$0.00	\$0.00	\$0.00	\$0.00	\$0.00	\$0.00	\$350.00
UT-SN-01-21	Miller West Park Sanitary - Low Level	TOTALS	\$0.00	\$0.00	\$0.00	\$100.00	\$200.00	\$0.00	\$0.00	\$0.00	\$300.00
UT-SN-11-01	Model for Mobility (Ann Arbor-Detroit): Fuller Road Station, Phase	TOTALS	\$1,665.00	\$85.00	\$0.00	\$0.00	\$0.00	\$0.00	\$0.00	\$0.00	\$1,750.00
UT-SN-10-02	North Fifth Avenue Sanitary Lead Removals from Storm Sewer	TOTALS	\$240.00	\$0.00	\$0.00	\$0.00	\$0.00	\$0.00	\$0.00	\$0.00	\$240.00

*Funding is rounded to the nearest thousands

Capital Improvements Plan Project Revenues Summary By Category

ProjectID	Project Name	Project Status	Prior Years	Funding (in thousands) *						Beyond 2019	Total
				2013	2014	2015	2016	2017	2018		
UT-SN-08-16	North Main Submain Relief Sanitary Sewer - AARR to M-14	TOTALS	\$250.00	\$2,500.00	\$0.00	\$0.00	\$0.00	\$0.00	\$0.00	\$0.00	\$2,750.00
UT-SN-08-19	North Main Submain Relief Sanitary Sewer - Bird Road past Warring	TOTALS	\$0.00	\$0.00	\$100.00	\$1,200.00	\$0.00	\$0.00	\$0.00	\$0.00	\$1,300.00
UT-SN-12-08	Packard Street Sewer Lining	TOTALS	\$0.00	\$0.00	\$180.00	\$0.00	\$0.00	\$0.00	\$0.00	\$0.00	\$180.00
UT-SN-10-07	Pauline Sanitary Sewer Replacement	TOTALS	\$0.00	\$0.00	\$550.00	\$0.00	\$0.00	\$0.00	\$0.00	\$0.00	\$550.00
UT-SN-12-05	Pepper Pike Crosslot Sewer Lining	TOTALS	\$225.00	\$0.00	\$0.00	\$0.00	\$0.00	\$0.00	\$0.00	\$0.00	\$225.00
UT-SN-01-25	Pittsfield Valley Submain Relief	TOTALS	\$0.00	\$0.00	\$0.00	\$135.00	\$275.00	\$0.00	\$0.00	\$0.00	\$410.00
UT-SN-93-26	Pittsfield Valley Trunkline Relief Sewer	TOTALS	\$0.00	\$0.00	\$500.00	\$1,500.00	\$0.00	\$0.00	\$0.00	\$0.00	\$2,000.00
UT-SN-13-01	Pontiac Trail Sanitary Sewer Extension	TOTALS	\$0.00	\$2,500.00	\$0.00	\$0.00	\$0.00	\$0.00	\$0.00	\$0.00	\$2,500.00
UT-SN-12-11	Redbud Park Crosslot Sanitary Sewer Lining	TOTALS	\$0.00	\$0.00	\$125.00	\$0.00	\$0.00	\$0.00	\$0.00	\$0.00	\$125.00
UT-SN-01-27	Residuals Handling Improvements	TOTALS	\$54,803.00	\$0.00	\$0.00	\$0.00	\$0.00	\$0.00	\$0.00	\$0.00	\$54,803.00
UT-SN-08-08	Ridgemor-Liberty Sanitary Sewer	TOTALS	\$0.00	\$0.00	\$0.00	\$200.00	\$0.00	\$0.00	\$0.00	\$0.00	\$200.00
UT-SN-01-28	South Boulevard Lift Station Elimination & Gravity Sewer	TOTALS	\$0.00	\$0.00	\$0.00	\$325.00	\$0.00	\$0.00	\$0.00	\$0.00	\$325.00
UT-SN-12-10	South State Street Crosslot Sewer Lining	TOTALS	\$560.00	\$0.00	\$0.00	\$0.00	\$0.00	\$0.00	\$0.00	\$0.00	\$560.00
UT-SN-03-29	Southside Interceptor Rehabilitation	TOTALS	\$3,770.00	\$1,600.00	\$1,550.00	\$1,600.00	\$0.00	\$0.00	\$0.00	\$0.00	\$8,520.00
UT-SN-01-30	Springbrook Sanitary Sewer Extension	TOTALS	\$0.00	\$0.00	\$0.00	\$35.00	\$225.00	\$0.00	\$0.00	\$0.00	\$260.00
UT-SN-12-03	Stone School Road Sanitary Extensions	TOTALS	\$0.00	\$0.00	\$325.00	\$0.00	\$0.00	\$0.00	\$0.00	\$0.00	\$325.00
UT-SN-12-04	System Flow Monitoring in FDD Study Areas	TOTALS	\$0.00	\$0.00	\$300.00	\$0.00	\$0.00	\$0.00	\$0.00	\$0.00	\$300.00
UT-SN-12-02	Utility Conflict Removals	TOTALS	\$0.00	\$0.00	\$250.00	\$0.00	\$0.00	\$0.00	\$0.00	\$0.00	\$250.00
UT-SN-06-01	Valhalla Sanitary Sewer Service Extension	TOTALS	\$1,300.00	\$0.00	\$0.00	\$0.00	\$0.00	\$0.00	\$0.00	\$0.00	\$1,300.00
UT-SN-08-01	Wagner Road Sanitary Sewer - South	TOTALS	\$0.00	\$0.00	\$0.00	\$0.00	\$475.00	\$0.00	\$0.00	\$0.00	\$475.00
UT-SN-08-06	Wayne Street Sanitary Sewer	TOTALS	\$103.00	\$0.00	\$0.00	\$0.00	\$0.00	\$0.00	\$0.00	\$0.00	\$103.00
UT-SN-10-12	Woodland Drive Sanitary Extension	TOTALS	\$0.00	\$0.00	\$0.00	\$725.00	\$0.00	\$0.00	\$0.00	\$0.00	\$725.00
			\$102,469	\$33,640	\$29,850	\$31,210	\$26,025	\$2,500	\$40,000	\$0	\$265,694

*Funding is rounded to the nearest thousands

Capital Improvements Plan Project Revenues Summary By Category

ProjectID	Project Name	Project Status	Prior Years	Funding (in thousands) *						Beyond 2019	Total
				2013	2014	2015	2016	2017	2018		
Utilities - Storm Sewer											
UT-ST-10-05	215 & 219 W. Kingsley St. purchase, demo, and park development	TOTALS	\$319.21	\$0.00	\$0.00	\$0.00	\$0.00	\$0.00	\$0.00	\$0.00	\$319.21
UT-ST-10-11	Allen Creek Greenway Improvements Re-Study	TOTALS	\$0.00	\$0.00	\$200.00	\$0.00	\$0.00	\$0.00	\$0.00	\$0.00	\$200.00
UT-ST-04-01	Allen Creek Improvements Re-Study	TOTALS	\$0.00	\$0.00	\$0.00	\$0.00	\$0.00	\$175.00	\$75.00	\$0.00	\$250.00
UT-ST-11-02	Arbor Oaks Stormwater Improvements	TOTALS	\$390.00	\$0.00	\$0.00	\$0.00	\$0.00	\$0.00	\$0.00	\$0.00	\$390.00
UT-ST-04-02	Awixa Outlet Storm Water Pipe Repair	TOTALS	\$0.00	\$0.00	\$100.00	\$275.00	\$0.00	\$0.00	\$0.00	\$0.00	\$375.00
UT-ST-12-12	Burns Park Area Porous Alley - Wells to Scott Ct	TOTALS	\$170.00	\$170.00	\$0.00	\$0.00	\$0.00	\$0.00	\$0.00	\$0.00	\$340.00
UT-ST-11-03	Capital Reconstruction of Structures/Resurfacing	TOTALS	\$300.00	\$600.00	\$300.00	\$300.00	\$300.00	\$300.00	\$300.00	\$0.00	\$2,400.00
UT-ST-12-19	Cisterns and Downspout Disconnections	TOTALS	\$980.00	\$0.00	\$0.00	\$0.00	\$0.00	\$0.00	\$0.00	\$0.00	\$980.00
UT-ST-12-15	County Farm Park Drain Inline Detention/Swirl Unit	TOTALS	\$0.00	\$0.00	\$1,775.00	\$0.00	\$0.00	\$0.00	\$0.00	\$0.00	\$1,775.00
UT-ST-12-25	County Farm Park Drain Stream Bank Stabilization	TOTALS	\$1,650.00	\$0.00	\$0.00	\$0.00	\$0.00	\$0.00	\$0.00	\$0.00	\$1,650.00
UT-ST-12-03	Detroit Street Brick Pavement Reconstruction Stormwater Managemem	TOTALS	\$0.00	\$0.00	\$0.00	\$0.00	\$0.00	\$100.00	\$2,000.00	\$0.00	\$2,100.00
UT-ST-12-26	Dexter Avenue Stormwater Improvements (Maple to Huron)	TOTALS	\$1,900.00	\$0.00	\$0.00	\$0.00	\$0.00	\$0.00	\$0.00	\$0.00	\$1,900.00
UT-ST-11-06	East Stadium Boulevard Bridges Replacement Storm	TOTALS	\$1,520.00	\$0.00	\$0.00	\$0.00	\$0.00	\$0.00	\$0.00	\$0.00	\$1,520.00
UT-ST-01-04	Eberwhite Woods Drain Study	TOTALS	\$0.00	\$0.00	\$0.00	\$0.00	\$0.00	\$200.00	\$0.00	\$0.00	\$200.00
UT-ST-08-07	Esch Park Stormwater Management	TOTALS	\$0.00	\$0.00	\$645.60	\$4,340.40	\$0.00	\$0.00	\$0.00	\$0.00	\$4,986.00
UT-ST-88-05	Evergreen Subdivision Storm Water (Phase II)	TOTALS	\$0.00	\$0.00	\$50.00	\$50.00	\$0.00	\$0.00	\$0.00	\$0.00	\$100.00
UT-ST-10-13	Flood Mitigation Implementation Grant Matching	TOTALS	\$0.00	\$100.00	\$100.00	\$100.00	\$100.00	\$100.00	\$0.00	\$0.00	\$500.00
UT-ST-10-20	Geddes Avenue Storm Sewer	TOTALS	\$0.00	\$30.00	\$270.00	\$0.00	\$0.00	\$0.00	\$0.00	\$0.00	\$300.00
UT-ST-08-04	Huron Parkway Median Bio-swales	TOTALS	\$0.00	\$0.00	\$0.00	\$322.50	\$322.50	\$193.50	\$0.00	\$0.00	\$838.50
UT-ST-12-13	Malletts Creek Stream Bank Stabilization	TOTALS	\$4,400.00	\$0.00	\$0.00	\$0.00	\$0.00	\$0.00	\$0.00	\$0.00	\$4,400.00
UT-ST-12-18	Malletts-Ellsworth Basin Improvements	TOTALS	\$0.00	\$0.00	\$0.00	\$300.00	\$0.00	\$0.00	\$0.00	\$0.00	\$300.00
UT-ST-08-11	Marlborough Storm Sewer Replacement	TOTALS	\$0.00	\$0.00	\$0.00	\$0.00	\$0.00	\$150.00	\$0.00	\$0.00	\$150.00
UT-ST-10-18	McKinley/White/Arch Storm Vault	TOTALS	\$250.00	\$250.00	\$25.00	\$0.00	\$0.00	\$0.00	\$0.00	\$0.00	\$525.00
UT-ST-10-10	Michigan Stadium Storm Sewer Reroute	TOTALS	\$0.00	\$0.00	\$0.00	\$0.00	\$0.00	\$0.00	\$942.00	\$0.00	\$942.00
UT-ST-10-03	Miller Avenue Stormwater Improvements	TOTALS	\$68.00	\$520.00	\$0.00	\$0.00	\$0.00	\$0.00	\$0.00	\$0.00	\$588.00

*Funding is rounded to the nearest thousands

Capital Improvements Plan Project Revenues Summary By Category

ProjectID	Project Name	Project Status	Prior Years	Funding (in thousands) *						Beyond 2019	Total
				2013	2014	2015	2016	2017	2018		
UT-ST-12-14	Miller Creek Streambank Stabilization (Phase 2)	TOTALS	\$0.00	\$300.00	\$0.00	\$0.00	\$1,447.00	\$0.00	\$0.00	\$0.00	\$1,747.00
UT-ST-08-05	Millers Creek Drainage District Creation	TOTALS	\$0.00	\$0.00	\$300.00	\$0.00	\$0.00	\$0.00	\$0.00	\$0.00	\$300.00
UT-ST-12-08	Millers Creek Sediment Management Study	TOTALS	\$60.00	\$0.00	\$0.00	\$0.00	\$0.00	\$0.00	\$0.00	\$0.00	\$60.00
UT-ST-12-06	N State Street Brick Pavement Reconstruction Stormwater Managemen	TOTALS	\$0.00	\$0.00	\$0.00	\$0.00	\$300.00	\$0.00	\$0.00	\$0.00	\$300.00
UT-ST-08-12	North Main Street/Railroad Storm Sewer Outlet Relocation	TOTALS	\$0.00	\$0.00	\$0.00	\$0.00	\$40.00	\$125.00	\$0.00	\$0.00	\$165.00
UT-ST-10-12	Railroad Berm Fill Removal Study - Flood Mitigation Plan Project #5	TOTALS	\$50.00	\$300.00	\$0.00	\$0.00	\$0.00	\$0.00	\$0.00	\$0.00	\$350.00
UT-ST-12-09	Redbud Park Storm Sewer Replacement/Lining	TOTALS	\$150.00	\$0.00	\$0.00	\$0.00	\$0.00	\$0.00	\$0.00	\$0.00	\$150.00
UT-ST-12-01	South Forest Avenue Stormwater Management Improvements	TOTALS	\$150.00	\$0.00	\$0.00	\$0.00	\$0.00	\$0.00	\$0.00	\$0.00	\$150.00
UT-ST-10-04	Springwater Subdivision Storm Sewer Replacement	TOTALS	\$0.00	\$0.00	\$150.00	\$500.00	\$500.00	\$500.00	\$0.00	\$0.00	\$1,650.00
UT-ST-09-04	Stadium Boulevard Storm Sewer Replacement (Hutchins to Kipke)	TOTALS	\$0.00	\$0.00	\$110.00	\$835.00	\$0.00	\$0.00	\$0.00	\$0.00	\$945.00
UT-ST-12-17	State Street MDOT Stormwater Management Improvements	TOTALS	\$0.00	\$70.00	\$600.00	\$0.00	\$0.00	\$0.00	\$0.00	\$0.00	\$670.00
UT-ST-10-21	Stone School Road Storm Improvements	TOTALS	\$200.00	\$20.00	\$1,100.00	\$0.00	\$0.00	\$0.00	\$0.00	\$0.00	\$1,320.00
UT-ST-01-08	Storm Asset Identification, GIS Conversion and Model	TOTALS	\$2,037.81	\$250.00	\$330.00	\$0.00	\$0.00	\$0.00	\$0.00	\$0.00	\$2,617.81
UT-ST-10-19	Storm/Sanitary Structure Conflict Removals	TOTALS	\$500.00	\$0.00	\$0.00	\$0.00	\$0.00	\$0.00	\$0.00	\$0.00	\$500.00
UT-ST-12-21	Stormwater Basin Retrofit - TBD	TOTALS	\$150.00	\$0.00	\$0.00	\$0.00	\$0.00	\$0.00	\$0.00	\$0.00	\$150.00
UT-ST-12-22	Stream Bank Stabilization (Future locations)	TOTALS	\$0.00	\$0.00	\$170.00	\$0.00	\$0.00	\$0.00	\$0.00	\$0.00	\$170.00
UT-ST-10-16	Street Tree Replanting	TOTALS	\$375.00	\$300.00	\$300.00	\$0.00	\$0.00	\$0.00	\$0.00	\$0.00	\$975.00
UT-ST-12-16	Swift Run MDOT Stormwater Management Improvements	TOTALS	\$0.00	\$70.00	\$640.00	\$0.00	\$0.00	\$0.00	\$0.00	\$0.00	\$710.00
UT-ST-12-24	Traver Creek Outfall at LPGC (hole #12) on Traver Rd	TOTALS	\$0.00	\$0.00	\$180.00	\$0.00	\$0.00	\$0.00	\$0.00	\$0.00	\$180.00
UT-ST-12-11	Traver Creek Stream Bank Stabilization - South of Barton	TOTALS	\$560.00	\$0.00	\$0.00	\$0.00	\$0.00	\$0.00	\$0.00	\$0.00	\$560.00
UT-ST-13-03	Traver Creek Streambank Stabilization at Leslie Park Golf Course	TOTALS	\$100.00	\$1,000.00	\$0.00	\$0.00	\$0.00	\$0.00	\$0.00	\$0.00	\$1,100.00
UT-ST-13-01	Traver Road/AARR Culvert Replacement	TOTALS	\$55.70	\$0.00	\$0.00	\$0.00	\$0.00	\$0.00	\$0.00	\$0.00	\$55.70
UT-ST-10-08	Urban Forest Management Plan	TOTALS	\$62.26	\$0.00	\$0.00	\$0.00	\$0.00	\$0.00	\$0.00	\$0.00	\$62.26
UT-ST-10-22	Veterans Memorial Park Water Quality Improvements	TOTALS	\$0.00	\$0.00	\$0.00	\$5,500.00	\$0.00	\$0.00	\$0.00	\$0.00	\$5,500.00
UT-ST-08-14	Wayne Street Drainage Improvements	TOTALS	\$145.00	\$0.00	\$0.00	\$0.00	\$0.00	\$0.00	\$0.00	\$0.00	\$145.00
UT-ST-10-24	West Madison Storm Sewer	TOTALS	\$500.00	\$0.00	\$0.00	\$0.00	\$0.00	\$0.00	\$0.00	\$0.00	\$500.00

*Funding is rounded to the nearest thousands

Capital Improvements Plan Project Revenues Summary By Category

ProjectID	Project Name	Project Status	Prior Years	Funding (in thousands) *						Beyond 2019	Total
				2013	2014	2015	2016	2017	2018		
UT-ST-10-17	West Park Fairgrounds Drain Improvements	TOTALS	\$1,000.00	\$0.00	\$0.00	\$0.00	\$0.00	\$0.00	\$0.00	\$0.00	\$1,000.00
UT-ST-10-14	West Park Stormwater Improvements	TOTALS	\$1,700.00	\$0.00	\$0.00	\$0.00	\$0.00	\$0.00	\$0.00	\$0.00	\$1,700.00
UT-ST-11-08	Willard Street Permeable Pavement	TOTALS	\$756.00	\$0.00	\$0.00	\$0.00	\$0.00	\$0.00	\$0.00	\$0.00	\$756.00
			\$20,499	\$3,980	\$7,346	\$12,523	\$3,010	\$1,844	\$3,317	\$0	\$52,517

*Funding is rounded to the nearest thousands

Capital Improvements Plan Project Revenues Summary By Category

ProjectID	Project Name	Project Status	Prior Years	Funding (in thousands) *						Beyond 2019	Total
				2013	2014	2015	2016	2017	2018		
Utilities - Water System											
UT-WS-03-01	Ann Arbor Railroad Water Main Bore	TOTALS	\$0.00	\$0.00	\$0.00	\$0.00	\$0.00	\$0.00	\$160.00	\$0.00	\$160.00
UT-WS-10-01	Barton Dam - Coating Structural Steel	TOTALS	\$0.00	\$0.00	\$0.00	\$400.00	\$0.00	\$0.00	\$0.00	\$0.00	\$400.00
UT-WS-10-09	Barton Dam Concrete Repairs	TOTALS	\$400.00	\$0.00	\$0.00	\$0.00	\$0.00	\$0.00	\$0.00	\$0.00	\$400.00
UT-WS-12-07	Barton Dam Concrete Repairs - Phase II	TOTALS	\$0.00	\$0.00	\$625.00	\$625.00	\$0.00	\$0.00	\$0.00	\$0.00	\$1,250.00
UT-WS-08-10	Barton Electrical Upgrades	TOTALS	\$0.00	\$800.00	\$3,000.00	\$0.00	\$0.00	\$0.00	\$0.00	\$0.00	\$3,800.00
UT-WS-08-07	Barton Pond Early Warning System	TOTALS	\$0.00	\$0.00	\$0.00	\$0.00	\$0.00	\$0.00	\$300.00	\$0.00	\$300.00
UT-WS-01-06	Calvin Street Water Extension	TOTALS	\$0.00	\$0.00	\$0.00	\$100.00	\$0.00	\$525.00	\$0.00	\$0.00	\$625.00
UT-WS-04-07	Cedar Bend Water Main Replacement	TOTALS	\$0.00	\$0.00	\$0.00	\$0.00	\$0.00	\$175.00	\$0.00	\$0.00	\$175.00
UT-WS-12-06	Crest/Buena Vista/West Washington Water Main Replacements	TOTALS	\$0.00	\$0.00	\$0.00	\$0.00	\$0.00	\$1,200.00	\$0.00	\$0.00	\$1,200.00
UT-WS-08-34	Detroit Street Water Main Replacement	TOTALS	\$0.00	\$0.00	\$0.00	\$490.00	\$0.00	\$0.00	\$0.00	\$0.00	\$490.00
UT-WS-08-20	Devonshire/Belmont/Londonderry Water Quality Improvements	TOTALS	\$0.00	\$0.00	\$0.00	\$0.00	\$0.00	\$1,200.00	\$0.00	\$0.00	\$1,200.00
UT-WS-10-10	Dexter Avenue Water Main Replacement	TOTALS	\$810.00	\$0.00	\$0.00	\$0.00	\$0.00	\$0.00	\$0.00	\$0.00	\$810.00
UT-WS-12-05	Distribution Monitoring - Phase II	TOTALS	\$700.00	\$0.00	\$0.00	\$0.00	\$0.00	\$0.00	\$0.00	\$0.00	\$700.00
UT-WS-13-03	Dover Place/Riverview Water Main	TOTALS	\$0.00	\$0.00	\$0.00	\$200.00	\$0.00	\$0.00	\$0.00	\$0.00	\$200.00
UT-WS-08-30	Downtown Valve Insertion/Replacement	TOTALS	\$150.00	\$0.00	\$0.00	\$250.00	\$0.00	\$0.00	\$0.00	\$0.00	\$400.00
UT-WS-12-04	Duncan Water Main Replacement	TOTALS	\$0.00	\$0.00	\$650.00	\$0.00	\$0.00	\$0.00	\$0.00	\$0.00	\$650.00
UT-WS-12-01	East Stadium Boulevard - Packard to Brockman	TOTALS	\$0.00	\$2,100.00	\$0.00	\$0.00	\$0.00	\$0.00	\$0.00	\$0.00	\$2,100.00
UT-WS-11-06	East Stadium Boulevard Bridges Raw Water Main Replacement	TOTALS	\$1,082.00	\$50.00	\$0.00	\$0.00	\$0.00	\$0.00	\$0.00	\$0.00	\$1,132.00
UT-WS-01-08	Eisenhower Parkway Water Main	TOTALS	\$0.00	\$0.00	\$0.00	\$75.00	\$200.00	\$0.00	\$0.00	\$0.00	\$275.00
UT-WS-01-10	Elevated Storage Tank (West High Service District)	TOTALS	\$0.00	\$0.00	\$225.00	\$2,300.00	\$0.00	\$0.00	\$0.00	\$0.00	\$2,525.00
UT-WS-06-07	Geddes and South East District Control Valve	TOTALS	\$0.00	\$0.00	\$0.00	\$200.00	\$0.00	\$0.00	\$0.00	\$0.00	\$200.00
UT-WS-06-08	Gravity and West High Boundary Valve Replacement	TOTALS	\$0.00	\$0.00	\$0.00	\$0.00	\$0.00	\$400.00	\$0.00	\$0.00	\$400.00
UT-WS-12-02	Greenview Water Main Replacement	TOTALS	\$0.00	\$0.00	\$0.00	\$0.00	\$0.00	\$0.00	\$400.00	\$0.00	\$400.00
UT-WS-06-17	Leak Detection Survey	TOTALS	\$0.00	\$0.00	\$0.00	\$0.00	\$0.00	\$0.00	\$350.00	\$0.00	\$350.00
UT-WS-02-19	Manchester Elevated Water Tank Paint Project	TOTALS	\$0.00	\$0.00	\$0.00	\$700.00	\$0.00	\$0.00	\$0.00	\$0.00	\$700.00

*Funding is rounded to the nearest thousands

Capital Improvements Plan Project Revenues Summary By Category

ProjectID	Project Name	Project Status	Prior Years	Funding (in thousands) *						Beyond 2019	Total
				2013	2014	2015	2016	2017	2018		
UT-WS-10-16	Miller Avenue Water Main Replacement	TOTALS	\$160.00	\$1,340.00	\$0.00	\$0.00	\$0.00	\$0.00	\$0.00	\$0.00	\$1,500.00
UT-WS-12-09	Model for Mobility (Ann Arbor-Detroit): Fuller Road Station, Phase	TOTALS	\$160.00	\$15.00	\$0.00	\$0.00	\$0.00	\$0.00	\$0.00	\$0.00	\$175.00
UT-WS-08-12	New Well at Steere Farm	TOTALS	\$0.00	\$0.00	\$0.00	\$0.00	\$1,900.00	\$0.00	\$0.00	\$0.00	\$1,900.00
UT-WS-08-35	North State Street Water Main Replacement	TOTALS	\$0.00	\$0.00	\$0.00	\$235.00	\$0.00	\$0.00	\$0.00	\$0.00	\$235.00
UT-WS-10-17	North University Court Water Main	TOTALS	\$0.00	\$0.00	\$0.00	\$0.00	\$0.00	\$235.00	\$0.00	\$0.00	\$235.00
UT-WS-13-01	Packard Water Main Replacement (Platt Road to US-23)	TOTALS	\$1,000.00	\$0.00	\$0.00	\$0.00	\$0.00	\$0.00	\$0.00	\$0.00	\$1,000.00
UT-WS-01-26	Pauline/WHS Return Loop Water Main	TOTALS	\$0.00	\$0.00	\$0.00	\$0.00	\$0.00	\$0.00	\$2,020.00	\$380.00	\$2,400.00
UT-WS-92-28	Plant #2 Hydraulic Corrections	TOTALS	\$0.00	\$0.00	\$0.00	\$125.00	\$600.00	\$0.00	\$0.00	\$0.00	\$725.00
UT-WS-13-05	Pontiac Trail Water Main Replacement	TOTALS	\$0.00	\$400.00	\$0.00	\$0.00	\$0.00	\$0.00	\$0.00	\$0.00	\$400.00
UT-WS-12-03	Provincial Water Main Replacement (Arlington to Fairlane)	TOTALS	\$0.00	\$0.00	\$0.00	\$0.00	\$0.00	\$155.00	\$0.00	\$0.00	\$155.00
UT-WS-09-03	Raw Water Main (30") Upgrade (Seventh Easterly)	TOTALS	\$0.00	\$0.00	\$0.00	\$1,530.00	\$0.00	\$0.00	\$0.00	\$0.00	\$1,530.00
UT-WS-13-02	Raw Water Main Upgrade (30") - Seventh Street (Pauline to Madison	TOTALS	\$0.00	\$0.00	\$0.00	\$0.00	\$0.00	\$0.00	\$1,500.00	\$0.00	\$1,500.00
UT-WS-08-14	Repair Roof of South Industrial Tank	TOTALS	\$0.00	\$0.00	\$0.00	\$0.00	\$500.00	\$0.00	\$0.00	\$0.00	\$500.00
UT-WS-08-15	Repair Valves Behind Ozone Building	TOTALS	\$0.00	\$0.00	\$0.00	\$300.00	\$0.00	\$0.00	\$0.00	\$0.00	\$300.00
UT-WS-08-05	Replace Filter Press Plates	TOTALS	\$0.00	\$0.00	\$0.00	\$200.00	\$200.00	\$0.00	\$0.00	\$0.00	\$400.00
UT-WS-06-05	Replace Limeslakers at Water Treatment Plant	TOTALS	\$4,000.00	\$0.00	\$0.00	\$0.00	\$0.00	\$0.00	\$0.00	\$0.00	\$4,000.00
UT-WS-08-13	Replace Section of Well Transmission Pipe From Steere Farm	TOTALS	\$50.00	\$300.00	\$0.00	\$0.00	\$150.00	\$850.00	\$5,400.00	\$0.00	\$6,750.00
UT-WS-08-06	Replace Steere Farm Well Pump Engines	TOTALS	\$0.00	\$150.00	\$150.00	\$1,250.00	\$0.00	\$0.00	\$0.00	\$0.00	\$1,550.00
UT-WS-10-15	Russet, Russell & Redeemer Water Main Replacement	TOTALS	\$0.00	\$100.00	\$1,300.00	\$0.00	\$0.00	\$0.00	\$0.00	\$0.00	\$1,400.00
UT-WS-11-05	Ruthven Place Water Main Replacement	TOTALS	\$170.00	\$0.00	\$0.00	\$0.00	\$0.00	\$0.00	\$0.00	\$0.00	\$170.00
UT-WS-10-04	Sodium Hydroxide Feed System Expansion	TOTALS	\$0.00	\$0.00	\$0.00	\$0.00	\$0.00	\$3,000.00	\$0.00	\$0.00	\$3,000.00
UT-WS-01-30	South Boulevard Water Main	TOTALS	\$0.00	\$0.00	\$0.00	\$160.00	\$0.00	\$0.00	\$0.00	\$0.00	\$160.00
UT-WS-11-04	South Fourth Avenue Water Main Replacement (Huron to Washingto	TOTALS	\$300.00	\$0.00	\$0.00	\$0.00	\$0.00	\$0.00	\$0.00	\$0.00	\$300.00
UT-WS-10-12	Stadium Boulevard Water Main Replacement (Hutchins to Kipke)	TOTALS	\$0.00	\$0.00	\$0.00	\$310.00	\$0.00	\$0.00	\$0.00	\$0.00	\$310.00
UT-WS-01-31	State Street Raw Water - Reconstruct Interconnection	TOTALS	\$0.00	\$0.00	\$0.00	\$0.00	\$0.00	\$50.00	\$175.00	\$0.00	\$225.00
UT-WS-13-04	Stone School Water Main Replacement	TOTALS	\$0.00	\$0.00	\$825.00	\$0.00	\$0.00	\$0.00	\$0.00	\$0.00	\$825.00

*Funding is rounded to the nearest thousands

Capital Improvements Plan Project Revenues Summary By Category

ProjectID	Project Name	Project Status	Prior Years	Funding (in thousands) *						Beyond 2019	Total
				2013	2014	2015	2016	2017	2018		
UT-WS-08-04	Structural Repairs Project - Phase 2	TOTALS	\$0.00	\$0.00	\$0.00	\$0.00	\$1,750.00	\$0.00	\$0.00	\$0.00	\$1,750.00
UT-WS-12-08	Superior Dam Concrete Repairs	TOTALS	\$100.00	\$0.00	\$400.00	\$0.00	\$0.00	\$0.00	\$0.00	\$0.00	\$500.00
UT-WS-10-13	Taylor Street Water Main	TOTALS	\$420.00	\$0.00	\$0.00	\$0.00	\$0.00	\$0.00	\$0.00	\$0.00	\$420.00
UT-WS-08-27	Traver Road PRV	TOTALS	\$0.00	\$0.00	\$0.00	\$0.00	\$0.00	\$0.00	\$100.00	\$0.00	\$100.00
UT-WS-10-14	Valhalla Drive Water Main	TOTALS	\$325.00	\$0.00	\$0.00	\$0.00	\$0.00	\$0.00	\$0.00	\$0.00	\$325.00
UT-WS-10-06	Washtenaw Water Main Upgrade (South University to Hill Street)	TOTALS	\$0.00	\$0.00	\$0.00	\$0.00	\$0.00	\$560.00	\$0.00	\$0.00	\$560.00
UT-WS-09-05	Water Distribution System Master Plan - Asset Management	TOTALS	\$250.00	\$0.00	\$0.00	\$0.00	\$0.00	\$0.00	\$0.00	\$0.00	\$250.00
UT-WS-92-27	Water System Security	TOTALS	\$2,000.00	\$0.00	\$0.00	\$0.00	\$0.00	\$0.00	\$0.00	\$0.00	\$2,000.00
UT-WS-08-02	Water Treatment Plant Residuals Disposal Study	TOTALS	\$0.00	\$0.00	\$0.00	\$0.00	\$0.00	\$250.00	\$0.00	\$0.00	\$250.00
UT-WS-08-28	Wayne Street Water Main	TOTALS	\$480.00	\$0.00	\$0.00	\$0.00	\$0.00	\$0.00	\$0.00	\$0.00	\$480.00
UT-WS-92-35	Well Booster Station	TOTALS	\$0.00	\$0.00	\$0.00	\$0.00	\$0.00	\$350.00	\$1,150.00	\$0.00	\$1,500.00
UT-WS-92-37	West High Service Pump and Electrical Upgrade	TOTALS	\$0.00	\$2,750.00	\$2,750.00	\$0.00	\$0.00	\$0.00	\$0.00	\$0.00	\$5,500.00
			\$12,557	\$8,005	\$9,925	\$9,450	\$5,300	\$8,950	\$11,555	\$380	\$66,122

*Funding is rounded to the nearest thousands

Capital Improvements Plan Project Revenues Summary By Category

ProjectID	Project Name	Project Status	Prior Years	Funding (in thousands) *						Beyond 2019	Total	
				2013	2014	2015	2016	2017	2018			
Grand Total (in thousands) *				\$299,705	\$108,039	\$98,590	\$419,452	\$62,919	\$74,485	\$64,934	\$2,240	\$1,130,362

*Funding is rounded to the nearest thousands