


Energy Challenge Update



April 4, 2011



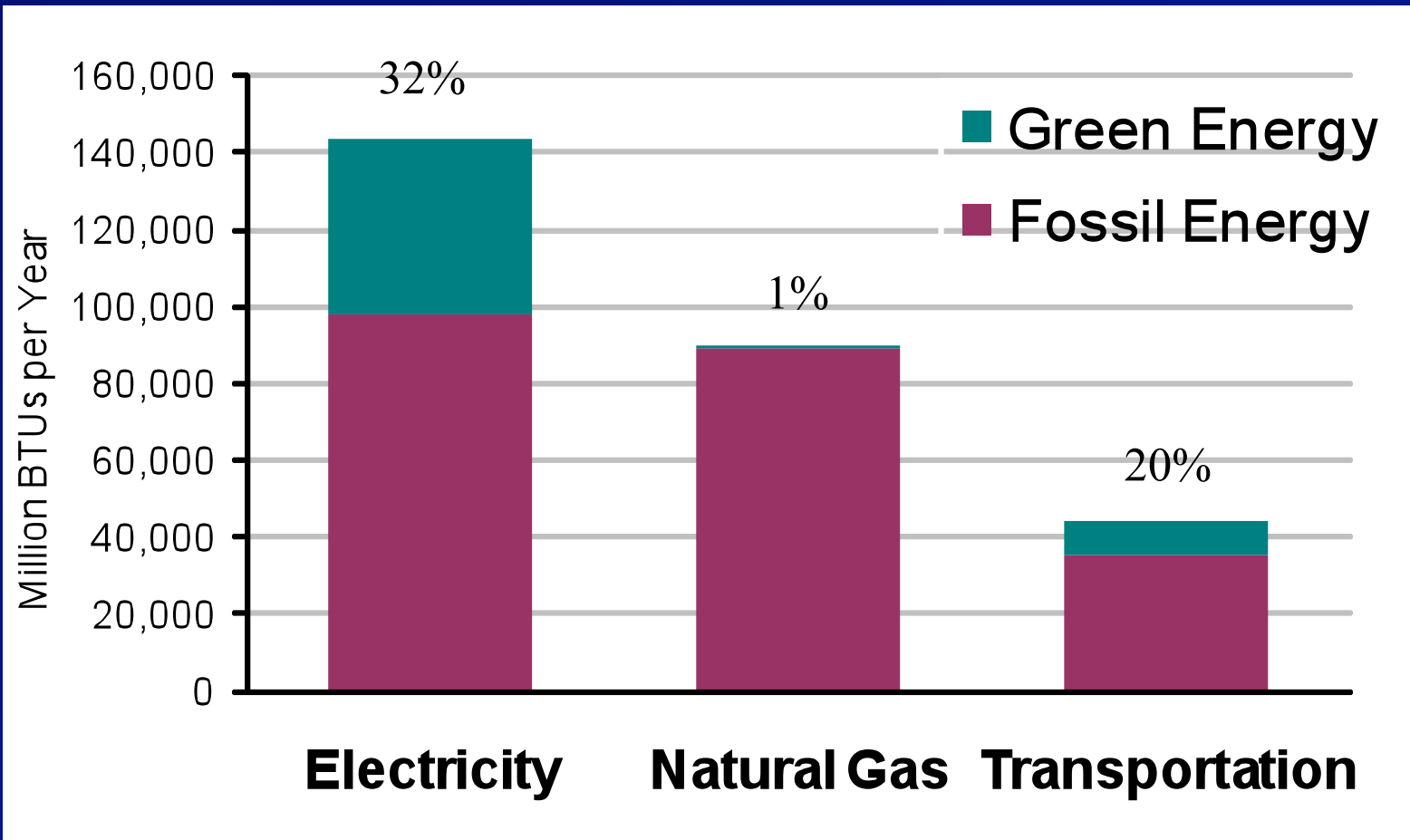


Ann Arbor's Green Energy Challenge

30%
~~20%~~ **Green Energy**
by 2010 for Municipal Operations

20% Green Energy
by 2015 for the whole City

FY2010 Municipal Energy Use: 20% Green Energy




Actual Energy Use FY 2009-10



Ann Arbor Residential

ENERGY CHALLENGE



[ABOUT THE CHALLENGE](#)

[SIGN UP](#)

[LOG ENERGY ACTIONS](#)

[CHALLENGE STANDINGS](#)

[LOGIN](#)

SPREAD the word!



Each year, households produce approximately 40,700 lbs. of CO₂. The savings below represents the total amount reduced by each individual, and by all participants across the program.

PARTICIPANT TOTALS

Energy Challenge To Date: **19,211.9** lbs of CO₂

% Saved: **5.4%**

Annual Projected Savings: **250,440.8** lbs of CO₂
(If actions taken year-round.)

LEADING PARTICIPANT Nancy S

Energy Challenge To Date: **936.8** lbs of CO₂

% Saved: **27.6%**

Annual Projected Savings: **12,211.9** lbs of CO₂
(If actions taken year-round.)

SPREAD the word!

LEADERS BY CATEGORY



Tina F

Energy Challenge To Date: **341.7** lbs of CO₂

% Saved: **10.1%**

Annual Projected Savings: **4,454.3** lbs of CO₂
(If actions taken year-round.)



Nancy S

Energy Challenge To Date: **654.8** lbs of CO₂

% Saved: **19.3%**

Annual Projected Savings: **8,535.8** lbs of CO₂
(If actions taken year-round.)



Ali N

Energy Challenge To Date: **321.5** lbs of CO₂



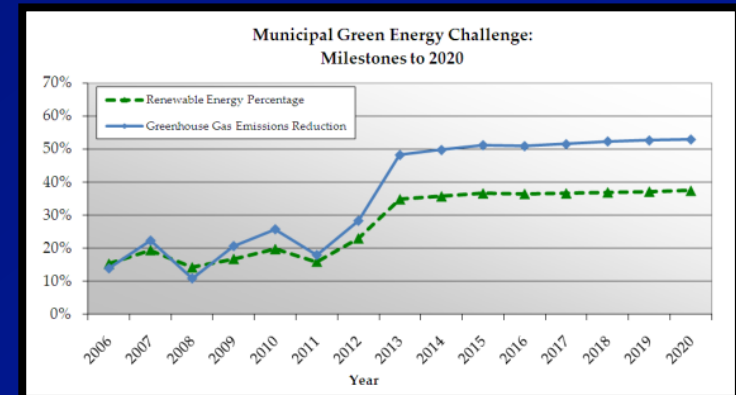
Pam L

Energy Challenge To Date: **129.0** lbs of CO₂

“OK, what do we do now?”

Updating Goals:

- Greenhouse gas goals, with renewable “sub-goals”
- Model all goals first
- Renewable Energy Credits (RECs) are not renewable energy



Key Projects and Programs

Municipal Operations

- Renewable Electricity
- Energy Efficiency

Community-wide

- Renewable Portfolio Standard
- Utility Energy Efficiency Programs
- Community Energy Program (incl. PACE)
- Renewable Fuel Standard (5% by 2016)



Energy Commission Recommendations

Municipal Operations (by 2015)

- 50% greenhouse gas reduction
- 30% renewable energy use

Community-wide (by 2015)

- 8% greenhouse gas reduction
- 5% renewable energy use

Looking Ahead to 2050

Still Need to Accelerate!

- Science: 80% reduction by 2050
- Municipal operations projection would be climate neutral by 2040 (but is only ~3% of community-wide energy use)
- Community-wide projection puts us 52% below 2000 GHG levels in 2050