

Milestones Announcements

Announcements are printed in the Milestones section of AnnArbor.com on Sunday. The fee is based on amount of space used. Payment must be made prior to publication. Please send a check payable to AnnArbor.com for the correct amount. Payment may also be made in our lobby during business hours, from 8:30 a.m. to 5 p.m.

The deadline is 4 p.m. the Monday prior to Sunday publication.

Ad submission Options:

1) Mail completed form and photo to:

ANN ARBOR.com
Attn: Milestones
301 E. Liberty St., Suite 700
Ann Arbor, MI 48104

2) You may fax the completed form to (734) 222-0417 and email a high-quality photo in JPG format to: milestones@annarbor.com

3) If you would like to email both the photo and the text, the form on page two of this document can be used as a guideline for what kind of information to include. See page 3 of this document for word count instructions using Microsoft Word. If you do not have access to Microsoft Word, you may have another word processor that provides word count. Once you have completed your copy to the appropriate word count copy/paste it into an email, attach your high quality photo in jpeg format, and email both to "milestones@annarbor.com." **Please include your name, address and phone number** in your email so we can set up your account and call you to arrange your method of payment. If you prefer to fill out page one and two of this document, and mail it to us along with your photo, please estimate your word count as accurately as possible by manual count.

#4) Desired publication date: _____

Name : _____

Address: _____

Phone: _____ Email: _____

Ad size: _____ Ad cost: _____ Photo size: 1.5 x 1.5 3.25 x 2

Payment information:

Please note that all ads must be paid in full before they will be published in the newspaper. Using the information you have provided above, we will contact you to arrange for payment. If we cannot reach you prior to your desired publication date, indicated above, your announcement will not be published on that date. Our business hours are M-F 8:30 a.m. to 5:00 p.m., so please be sure that you can be reached at the phone number you indicate during those hours.

Some reminders:

- Write clearly on form if hand-written.
- If submitting a photo in print form, please include a self-addressed, stamped envelope for return of the photo.
- Questions? Feel free to call our Advertising Dept. at (734) 623-4620.

RATES FOR MILESTONES ANNOUNCEMENTS

1 column by 4 inches, color photo	\$35 up to 70 words*
2 column by 2 inches, color photo	\$35 up to 70 words*
1 column by 5 inches, color photo	\$45 up to 80 words*
1 column by 6 inches, color photo	\$55 up to 90 words*
2 column by 3 inches, color photo	\$55 up to 120 words*
2 column by 4 inches, color photo	\$80 up to 140 words
2 column by 4 inches, color photo	\$80 up to 120 words*
2 column by 5 inches, color photo	\$100 up to 140 words
2 column by 5 inches, color photo	\$100 up to 160 words*
2 column by 6 inches, color photo	\$120 up to 160 words
2 column by 6 inches, color photo	\$120 up to 180 word*
2 column by 7 inches, color photo	\$140 up to 180 words
2 column by 8 inches, color photo	\$160 up to 200 words
2 column by 9 inches, color photo	\$180 up to 220 words

*photo will be 1.5 by 1.5

Unless other wise stated photo will be 3.25 X 2

Anniversary Announcement Text Ideas

Consider including the following:

Husband's full name and occupation (or previous job if retired).
Groups or organizations he belongs to.
Wife's full name and occupation (or previous job if retired).
Groups or organizations she belongs to.
Type of anniversary celebration.
Date and location of celebration.
The event was hosted by (and host's relationship to couple).

Name of facility, location and city of original wedding.
Date of original wedding.
List of children and their city, state (include spouses names if you wish).
Number of grandchildren and great-grandchildren.
Other details you'd like to include.
Consider including the following:

Birth or Adoption Announcement Text Ideas

Consider including the following:

Their city of residence.
Hospital, or place born, include full name and city where located.
Grandparents names
Other details.

Baby's full name.
Sex of baby.
Weight, length of baby.
Baby's parent's names.
Their city of residence.

Engagement Announcement Text Ideas

Consider including the following:

Future Groom's full name.
His parent's names.
Their city of residence.
Groom's education.
Groom's employment information, include location.
Wedding date.

Future bride's full name.
Her parent's names.
Their city of residence.
Bride's education.
Bride's employment information, include location.

General Announcement Text Ideas

The Sunday Milestones section prints announcements for promotions, graduations, awards, scholastic achievement, special birthdays, retirements, reunions, religious events, holiday greetings and more.

Wedding Announcement Text Ideas

Consider including the following:

Bride's full name.
Groom's full name.
Date of ceremony.
Place of ceremony (church name, city) .
Officiant's name and title.
Names, and city of residence of Bride's parents.
Names, and city of residence of Groom's parents.
Indicate if parents of the couple are not married.
If divorced or separated, please list the city of residence for both.

Indicate if a parent is deceased.
The couple's honor attendants (include city of residence and relationship to couple if applicable).
Other attendants (include city of residence and relationship to couple if applicable).
Honeymoon plans:
Reception information:
Other details

1.5 x1.5 photo

1X4 Ad with a small photo
Up to 70 words

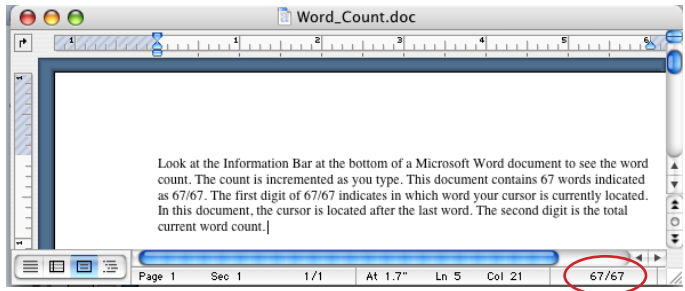
1.5 x1.5 photo

1X5 Ad with a small photo
Up to 80 words

1X1 Ad No photo
Up to 25 words

1.5 x1.5 photo

1X6 Ad with a small photo
Up to 90 words



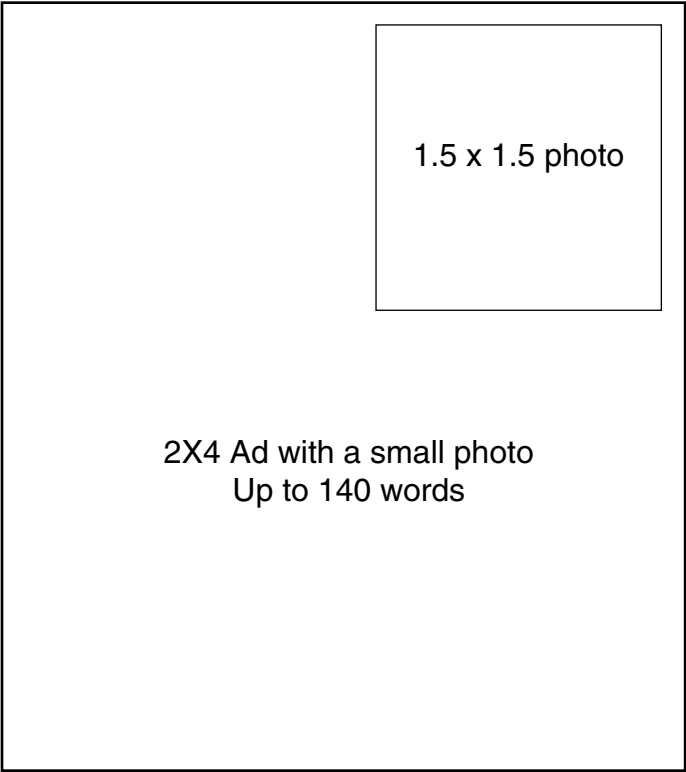
You can easily estimate the word count for your format by typing your copy into a new, blank, Microsoft Word document and look at the Information Bar at the bottom to see the word count. The count is incremented as you type. This document contains 67 words indicated as 67/67. The first digit of 67/67 indicates in which word your cursor is currently located. In this document, the cursor is located after the last word. The second digit is the total current word count.

2X2 Ad with a small photo
Up to 70 words

1.5 x 1.5 photo

1.5 x 1.5 photo

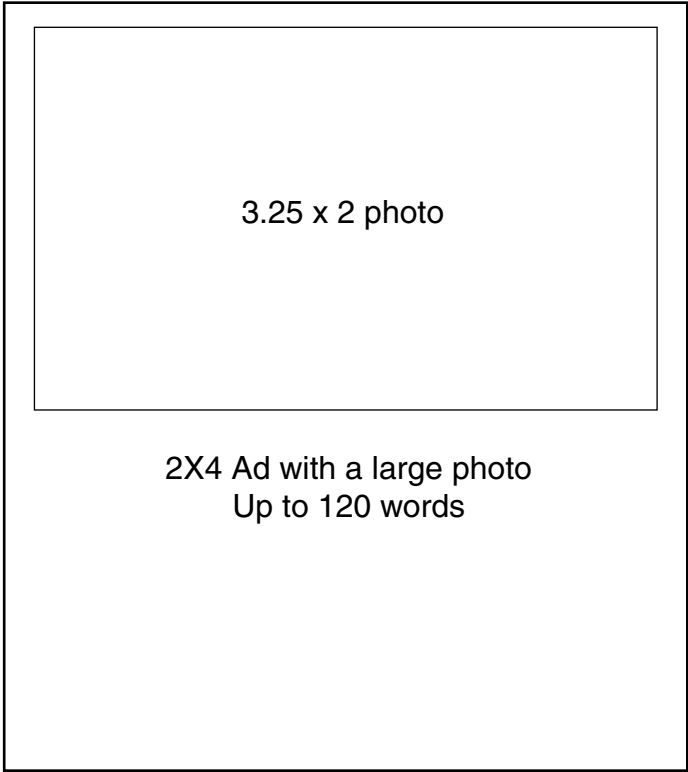
2X3 Ad with a small 1.5 x 1.5 photo and
Up to 120 words



1.5 x 1.5 photo

2X4 Ad with a small photo
Up to 140 words

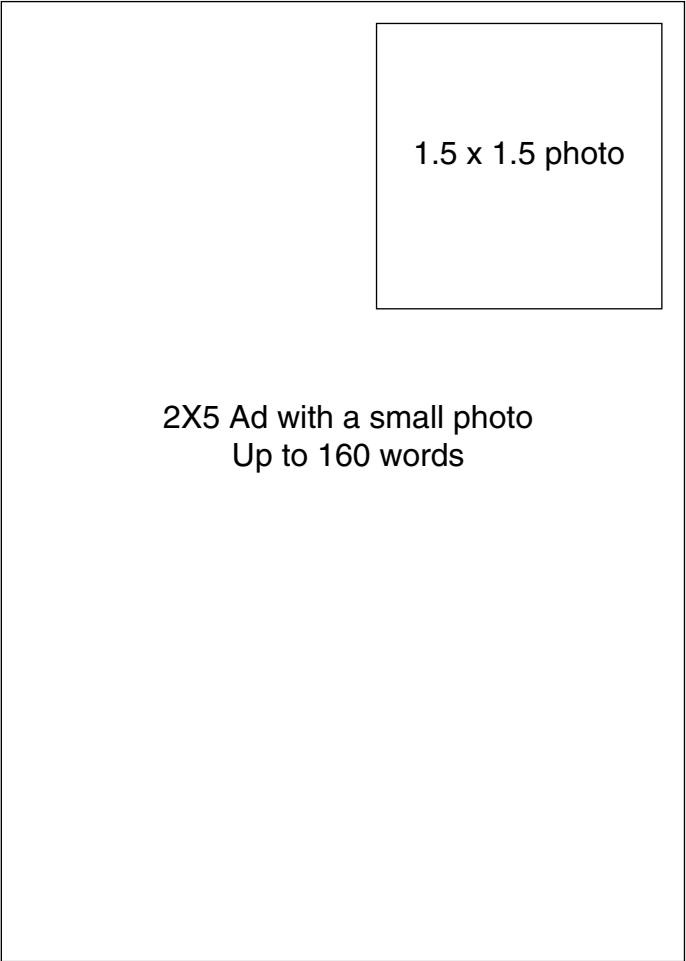
This diagram shows a large rectangular frame representing an advertisement. In the top right corner, there is a smaller square frame labeled "1.5 x 1.5 photo". Below this, centered in the main frame, is the text "2X4 Ad with a small photo" followed by "Up to 140 words" on the next line.



3.25 x 2 photo

2X4 Ad with a large photo
Up to 120 words

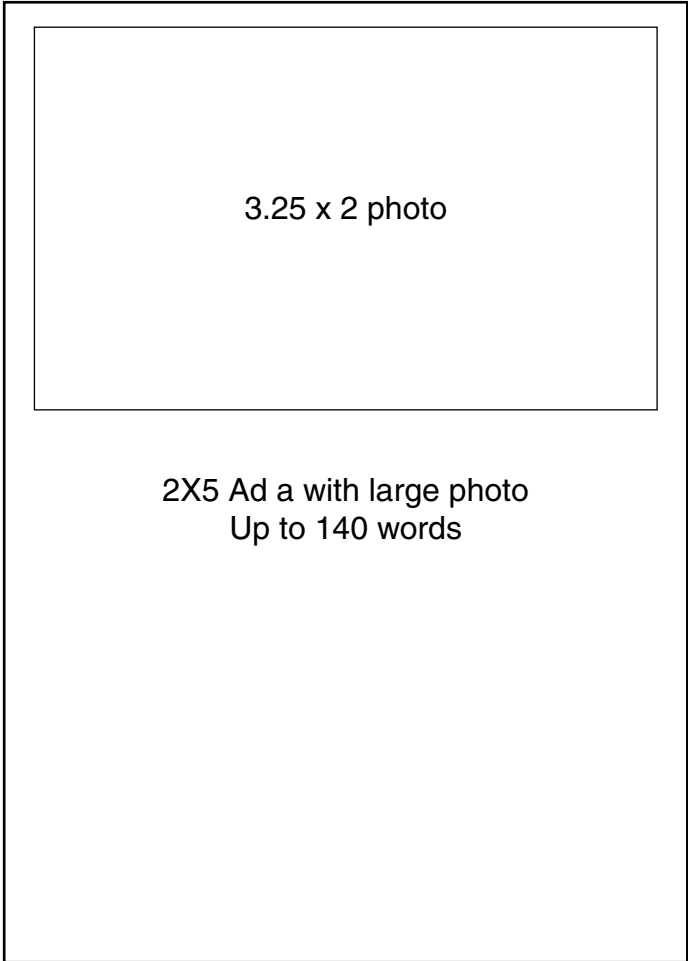
This diagram shows a large rectangular frame representing an advertisement. In the top half, there is a large horizontal rectangular frame labeled "3.25 x 2 photo". Below this, centered in the main frame, is the text "2X4 Ad with a large photo" followed by "Up to 120 words" on the next line.



1.5 x 1.5 photo

2X5 Ad with a small photo
Up to 160 words

This diagram shows a large rectangular frame representing an advertisement. In the top right corner, there is a smaller square frame labeled "1.5 x 1.5 photo". Below this, centered in the main frame, is the text "2X5 Ad with a small photo" followed by "Up to 160 words" on the next line.



3.25 x 2 photo

2X5 Ad a with large photo
Up to 140 words

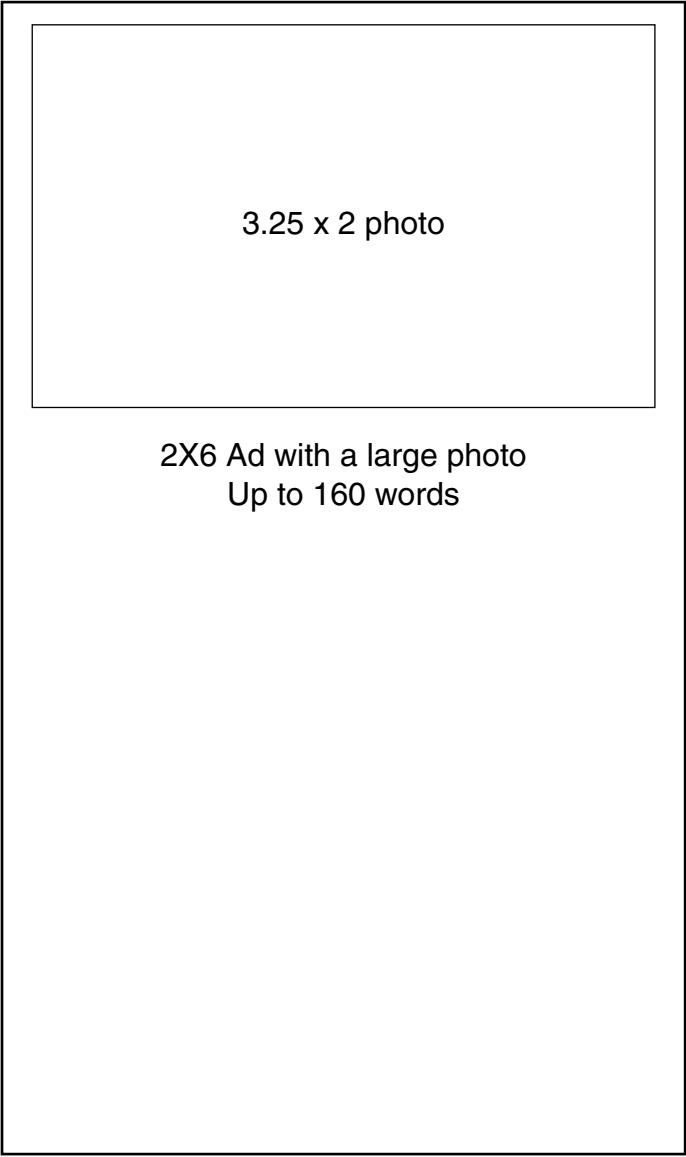
This diagram shows a large rectangular frame representing an advertisement. In the top half, there is a large horizontal rectangular frame labeled "3.25 x 2 photo". Below this, centered in the main frame, is the text "2X5 Ad a with large photo" followed by "Up to 140 words" on the next line.

3.25 x 2 photo

2X7 Ad with a large photo
Up to 180 words

3.25 x 2 photo

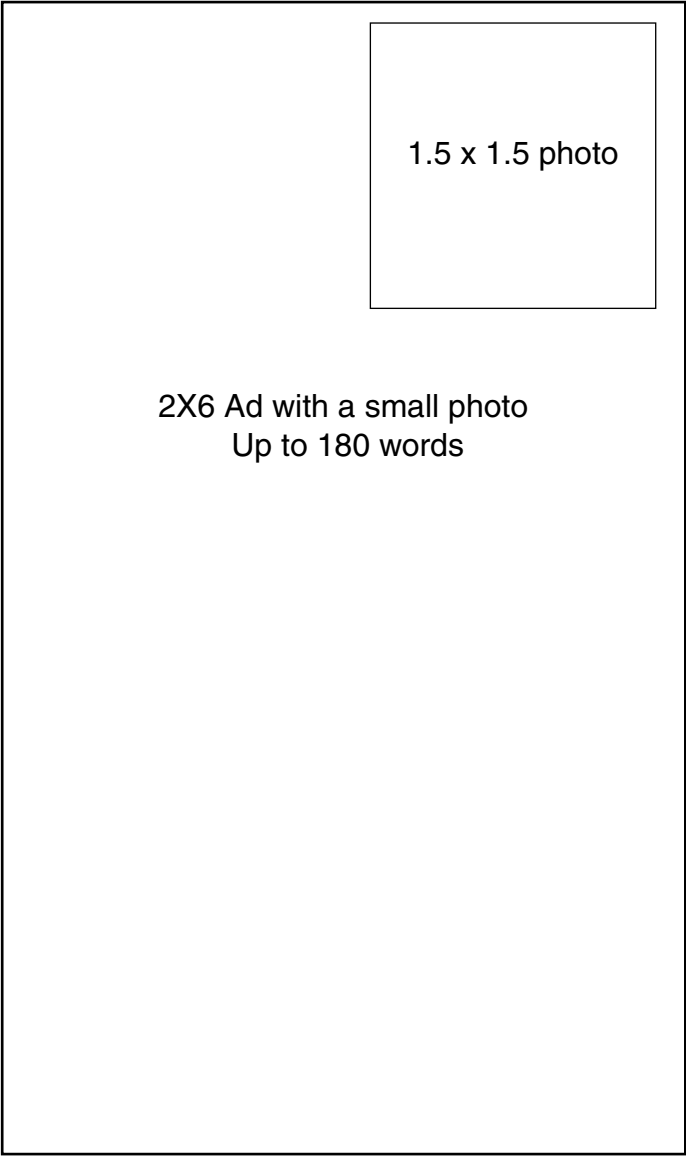
2X8 Ad with a large photo
Up to 200 words



3.25 x 2 photo

2X6 Ad with a large photo
Up to 160 words

This diagram shows a vertical rectangular frame representing a 2X6 advertisement. At the top, there is a smaller rectangular box labeled "3.25 x 2 photo". Below this box, the text "2X6 Ad with a large photo" and "Up to 160 words" is centered.



1.5 x 1.5 photo

2X6 Ad with a small photo
Up to 180 words

This diagram shows a vertical rectangular frame representing a 2X6 advertisement. In the top right corner, there is a small square box labeled "1.5 x 1.5 photo". Below this box, the text "2X6 Ad with a small photo" and "Up to 180 words" is centered.

3.25 x 2 photo

2X9 Ad with a large photo
Up to 220 words